

**Metropolitan Transportation Commission
Programming and Allocations Committee**

July 11, 2018

Agenda Item 3a

**MTC Resolution Nos. 4322, Revised, 4334, Revised, 4335 Revised, 4336, Revised, and 4337,
Revised**

Subject: Revises the FY 2018-19 Fund Estimate and allocates \$172 million in FY 2018-19 Transportation Development Act (TDA) funds, State Transit Assistance (STA) funds, Assembly Bill 1107 (AB 1107) funds, and Regional Measure 2 (RM 2) operating and capital funds to five transit operators to support transit operations and capital projects in the region.

Background:

1) Fund Estimate Revision

Reconcile Actual FY 2017-18 TDA and AB 1107 Revenue: Overall, actual Bay Area TDA and AB 1107 sales tax receipts for FY 2017-18 are 0.3% higher and 1.3% higher, respectively, than originally estimated by county auditors and MTC in February 2017. This results in roughly \$1.3 million more in TDA funding for Bay Area transit operators for FY 2017-18 than was originally anticipated. For AB 1107, \$1.1 million in revenue above what was originally expected will be made available to AC Transit and SFMTA based on the 50%-50% split in AB 1107 revenues between the two operators. Rescissions will be needed for operators in two counties with lower than anticipated receipts to bring allocations in line with actual receipts as described below. Rescissions made in a county may be less (or unnecessary) than the negative revenue adjustment for that county due to remaining balances from previous years for an apportionment jurisdiction.

- San Francisco County's actual TDA receipts are 6.9% below the original County Auditor estimate, resulting in rescissions for the S.F. Municipal Transportation Agency (SFMTA) totaling approximately \$3.3 million.
- Santa Clara County's actual TDA receipts are 2.3% below the original County Auditor estimate, resulting in rescissions for Santa Clara VTA totaling approximately \$1.9 million.

Attachment A provides details on actual TDA revenues by county as well as the original and revised county auditor estimates for each county. The overall trend since FY 2010-11 has been for annual growth in sales tax revenues, however the rate of growth across the region has been decreasing recently with FY 2017-18 growing at 0.3% versus the 2% growth in revenue in FY 2016-17.

2) STA County Block Grant

In February 2018 the Commission adopted MTC Resolution No. 4321 which established a new STA County Block Grant program to distribute STA Population-Based funds in the region. Congestion Management Agencies (CMAs) are tasked with establishing policies to distribute STA County Block Grant funds within their jurisdictions and are required to report their distribution policies to MTC. Attachment B contains the latest information on the proposed distribution policies for FY 2018-19. Some highlights of the policies are:

- All nine counties have submitted their approved policies.

- One county is funding an affordable student pass program.
- Three counties are continuing Lifeline programs.
- Four counties are distributing funds specifically for paratransit operations.

Staff will report in 2019 on counties' progress in implementing the new STA Block Grant performance/policy objectives.

3) Allocations

This month's proposed allocations continue the process of approving funds for FY2018-19 in support of transit operations and capital costs. Five operators are requesting TDA, STA, RM2, and AB1107 allocations this month that exceed the \$1 million delegated authority limits as identified in the table below. Allocation requests that are less than \$1 million are approved separately through the Executive Director's Delegated Authority process. The allocation requests are consistent with the adopted MTC Fund Estimate (Resolution 4322, Revised) for TDA and STA and the RM2 Operating Program (MTC Resolution 4333).

Transit Operator/ Claimant	TDA Resolution No. 4334	STA Resolution No. 4335	RM2 Resolution No. 4336	AB 1107 Resolution No. 4337	Total
Amounts in \$1,000s					
LAVTA	\$ 9,107	\$ 2,511	-	-	\$ 11,618
SFMTA	\$ 46,163	\$ 50,122	\$ 2,500	\$ 43,268	\$ 142,053
Sonoma County	\$ 9,509	\$ 2,542	-	-	\$ 12,051
Vacaville	\$ 1,306	-	-	-	\$ 1,306
WestCat	\$ 2,974	\$ 2,527	-	-	\$ 5,501
Total	\$ 69,059	\$ 57,702	\$ 2,500	\$ 43,268	\$ 172,529

Information regarding the operating budgets and major initiatives of the above operators is provided in Attachment A. Some highlights are:

- LAVTA will continue to pilot rideshare service in a portion of their service area as an alternative to local fixed route service.
- Sonoma County Transit will have two fare-free routes on the local circulators in Healdsburg and Sebastopol due to funding from the cities.
- Vacaville will implement service changes to respond to changing demand to maintain the sustainability of its service.
- SFMTA is significantly expanding some service (~5%) even while it is making cuts to division base budgets to keep costs down, as labor and fringe costs continue to rise.

Issues:

LAVTA, Sonoma County, and WestCAT's operating costs will rise much faster than service levels. The primary reason for this negative trend is the tight labor market and associated increased cost of purchased transportation needed to attract and retain drivers. In response, many small operators are experimenting with different service models to attract

riders, identify additional revenue opportunities, and reduce costs. See Attachment A for details.

Recommendation: Refer MTC Resolution Nos. 4322, Revised, 4334, Revised, 4335 Revised, 4336, Revised, and 4337, Revised to the Commission for approval.

Attachments: Attachment A: TDA and AB 1107 Revenues
Attachment B: STA County Block Grant Summary
Attachment C: Transit Operator Budget Summary.
MTC Resolution Nos. 4322, Revised, 4334, Revised, 4335 Revised, 4336, Revised, and 4337, Revised

Attachment A: TDA and AB 1107 Revenues (\$ millions)

County	FY 2016-17 Actual Revenue	A	B	C	FY 2017-18 Revenue Adjustment (C - A) - \$	FY 2017-18 Revenue Adjustment (C - A) - %
		FY 2017-18 Feb. 2017 Original Estimate	FY 2017-18 Feb. 2018 Revised Estimate	FY 2017-18 Actual Revenue		
Alameda	\$78.40	\$80.26	\$83.13	\$83.59	\$3.33	4.1%
Contra Costa	\$40.48	\$41.14	\$42.11	\$42.32	\$1.18	2.9%
Marin	\$12.79	\$12.88	\$13.01	\$13.11	\$0.23	1.8%
Napa	\$8.44	\$8.64	\$9.25	\$8.89	\$0.25	2.9%
San Francisco	\$48.38	\$51.30	\$47.93	\$47.76	(\$3.54)	-6.9%
San Mateo	\$39.84	\$40.77	\$42.83	\$41.91	\$1.14	2.8%
Santa Clara	\$104.62	\$111.54	\$107.56	\$109.02	(\$2.52)	-2.3%
Solano	\$18.33	\$18.51	\$19.72	\$19.22	\$0.71	3.8%
Sonoma	\$22.69	\$23.70	\$24.00	\$24.17	\$0.47	2.0%
Total TDA	\$373.96	\$388.74	\$389.54	\$389.99	\$1.25	0.3%
Total AB 1107	\$82.4	\$84.8	\$84.8	\$86.0	\$1.1	1.3%

Attachment B

**State Transit Assistance (STA) Population-Based County Block Grant
Fiscal Year 2018-19 Distribution Policy - As of June 14, 2018**

County	STA Population-Based County Block Grant Amount Fiscal Year 2018-19	STA Population-Based County Block Grant Framework Fiscal Year 2018-19
Alameda	\$6,649,391	<p>The Alameda County Transportation Commission's (Alameda CTC) adopted framework was approved on 4/26/2018 and includes four main programs:</p> <ul style="list-style-type: none"> -Small Operator (Union City and LAVTA) Guarantee - 24% - \$1,595,854 -Paratransit/Mobility Management - 25% - \$1,662,348 -Low Income Student Riders on the Affordable Student Transit Pass Program - 25.5% - \$1,695,595 -Lifeline Program - 25.5% - \$1,695,595 <p>The breakdown by transit operator for FY 2018-19 is:</p> <ul style="list-style-type: none"> AC Transit - 63.99% - \$4,255,033 BART - 6.09% - \$405,138 LAVTA - 21.57% - \$1,433,960 Union City Transit - 8.53% - \$555,261
Contra Costa	\$8,344,142	<p>The Contra Costa Transportation Authority's (CCTA) adopted framework was approved on 4/18/2018 and includes specific percentages for each designated transit operator:</p> <ul style="list-style-type: none"> -County Connection - 47.2% - \$3,942,065 -Tri Delta Transit - 30.1% - \$2,512,726 -WestCAT - 7.6% - \$637,256 -AC Transit - 14.4% - \$1,203,390 -BART - 0.6% - \$48,704
Napa	\$1,313,035	<p>100% of Napa County's Block Grant will be directed to the Napa Valley Transportation Authority (NVTA).</p>

Attachment B

**State Transit Assistance (STA) Population-Based County Block Grant
Fiscal Year 2018-19 Distribution Policy - As of June 14, 2018**

Marin	\$2,146,528	<p>The Transportation Authority of Marin (TAM) and transit operators serving Marin County have reached a tentative agreement to distribute FY 2018-19 funds accordingly:</p> <ul style="list-style-type: none"> -Golden Gate Transit - \$1,207,207 - 56.24% -Marin Transit - \$806,451 - 37.57% -SMART - \$132,870 - 6.19% <p>The above framework was approved by the TAM Board on June 28, 2018.</p>
San Francisco	\$3,180,601	<p>The San Francisco County Transportation Authority (SFTCA) will distribute FY 2018-19 funds accordingly:</p> <ul style="list-style-type: none"> -SFMTA Paratransit - \$1,272,240 - 40% -Lifeline Program - \$1,908,361 - 60%
San Mateo	\$1,904,308	<p>40% of funds will be allocated to SamTrans' paratransit program and 60% will be held by the City/County Association of Governments (C/CAG) for a county-led Lifeline Program.</p>
Santa Clara	\$5,300,829	<p>100% of Santa Clara County's Block Grant will be directed to Valley Transportation Authority (VTA) paratransit operations.</p>
Solano	\$3,950,403	<p>The Solano Transportation Authority will use the FY 2018-19 Block Grant program to support a range of capital and operational projects throughout Solano County, including SolanoExpress bus stop improvement projects, the One Stop Transportation Call Center Program, and a variety of planning studies.</p>
Sonoma	\$4,826,595	<p>The Sonoma County Transportation Authority (SCTA) prepares a coordinated TDA/STA claim annually on behalf of all transit operators serving Sonoma County. Their FY 2018-19 Coordinated Claim distributed Block Grant funds largely based on the operators' population share of Sonoma County:</p> <ul style="list-style-type: none"> -\$25,000 off the top amount to funds a Multi-County Highway 37 Transit Study -Petaluma Transit - 12.1% - \$579,296 -Santa Rosa CityBus - 35.0% - \$1,680,625 -Sonoma County Transit - 52.9% - \$2,541,674 -Golden Gate Transit - 0% -SMART - 0%

Attachment C

Operator	FY2017-18 Operating Budget	FY2018-19 Operating Budget	% Change	Revenue Vehicle Hours % Increase	FY2018-19 Operating Request¹	Allocation Request as a % of Operating Budget	Highlight of FY2018-19 Budgets
LAVTA	\$ 17,913,549	\$ 19,414,875	8.4%	0.0%	\$ 14,136,173	72.8%	<ul style="list-style-type: none"> • LAVTA rebid its fixed route operating contract and these costs are increasing 8.4% next year due to the tight labor market and possible service changes. This cost increase accounts for 59% of the budget change. • The pilot ridesharing project, Go Dublin!, had about 1000 riders/month and the pilot will continue in FY2018-19. • LAVTA recently completed a fare study and will present recommendations to their Board soon with implementation planned for later this fiscal year. There have been no fare increases for seven years. • LAVTA has seen a 5% increase in ridership (Feb 2018 compared to Feb 2016) through a combination of service changes in August 2016 and targeted outreach.
SFMTA	\$848,175,937	\$889,383,962	4.9%	4.5%	\$142,740,987	16.1%	<ul style="list-style-type: none"> • SFMTA will open a new bus facility at a cost of \$11.9 million that accounts for 29% of the budget increase. • SFMTA will expand light rail service with the arrival of new vehicles at a cost of \$19.7 million that accounts for 48% of the budget increase. • SFMTA will strategically reduce some fare products in FY2018-19 including some visitor passes and the Adult Monthly Pass that includes BART. A new day tripper will also be added. • Departmental budget cuts will offset wage, pension, and healthcare increases.
Sonoma County	\$ 15,944,599	\$ 16,703,151	4.8%	2.0%	\$ 11,739,314	70.3%	<ul style="list-style-type: none"> • Sonoma County Transit will pilot fare free service on two local circulator routes in Healdsburg and Sebastopol due to funding from the cities. Sonoma County Transit hopes to introduce new riders and increase ridership on local and intercity routes. • Sonoma County Transit will introduce its first electric bus.

¹ The allocation request includes funds that will be allocated through Executive Director's Delegated Authority as allowed by MTC Resolution No. 3620, Revised. Allocations made by Delegated Authority are reported to the Commission quarterly.

Attachment C

Operator	FY2017-18 Operating Budget	FY2018-19 Operating Budget	% Change	Revenue Vehicle Hours % Increase	FY2018-19 Operating Request¹	Allocation Request as a % of Operating Budget	Highlight of FY2018-19 Budgets
Vacaville	\$ 2,621,544	\$ 2,636,800	0.6%	1%	\$ 1,305,807	57.1%	<ul style="list-style-type: none"> • Vacaville recently completed a comprehensive operational analysis and will implement service changes in August to make the service more sustainable. Service changes will be cost neutral. The last major service change was about eleven years ago. • Transfers will become free with the new route changes.
WCCTA (WestCAT)	\$ 11,087,300	\$12,410,900	11.9%	3.4%	\$ 8,122,253	65.4%	<ul style="list-style-type: none"> • WestCAT had to cut some service in FY18 due to driver shortages. WestCAT is increasing funding for its purchased transportation provider to attract drivers. Increases in the cost of purchased transportation account for 44% of the budget increase. • Contingency funding accounts for a quarter of the budget increase. • WestCAT will receive three double decker buses for Transbay service. Two of the buses received funding as part of the Bay Bridge Forward project.

¹ The allocation request includes funds that will be allocated through Executive Director’s Delegated Authority as allowed by MTC Resolution No. 3620, Revised. Allocations made by Delegated Authority are reported to the Commission quarterly.

Date: February 28, 2018
W.I.: 1511
Referred by: PAC
Revised: 07/25/18-C

ABSTRACT

MTC Resolution No. 4322

This resolution approves the FY 2018-19 Fund Estimate, including the distribution and apportionment of Transportation Development Act (TDA), State Transit Assistance (STA), State of Good Repair (SGR) Program, Assembly Bill (AB) 1107 sales tax, Low Carbon Transit Operations (LCTOP) cap-and-trade auction revenues, and transit-related bridge toll funds.

This resolution was revised on July 25, 2018 to reflect actual receipts for TDA and AB 1107 funds in FY 2017-18, the rescission actions that were necessary to match FY 2017-18 allocations to the actual revenue collected, and the allocations of additional revenue for FY 2017-18 per operators' requests.

Further discussion of this action is contained in the MTC Programming and Allocations Summary Sheet dated February 14, 2018 and July 11, 2018.

Date: February 28, 2018
W.I.: 1511
Referred by: PAC

RE: Determination of Transportation Development Act (TDA) Area Apportionments and Proposed Distribution of Operating Funds for FY 2018-19

METROPOLITAN TRANSPORTATION COMMISSION
RESOLUTION NO. 4322

WHEREAS, the Metropolitan Transportation Commission (MTC) is the regional transportation planning agency for the San Francisco Bay Area pursuant to Government Code Section 66500 *et seq.*; and

WHEREAS, the Transportation Development Act (TDA), Public Utilities Code (PUC) Sections 99200 *et seq.*, provides that funds are made available from the Local Transportation Fund (LTF) for various transportation purposes; and

WHEREAS, pursuant to 21 California Code of Regulations Section 6620, the County Auditor for each of the nine counties in the Bay Area has submitted the revised and new TDA fund estimates for FY 2017-18 and FY 2018-19 as shown in Attachment A to this resolution, attached hereto and incorporated herein as though set forth at length; and

WHEREAS, MTC is required to determine and advise all prospective claimants, prior to March 1 each year, of all area apportionments from the LTF for the following fiscal year pursuant to 21 California Code of Regulations Section 6644; and

WHEREAS, all area apportionments of TDA funds for the 2018-19 fiscal year are shown in Attachment A to this resolution, attached hereto and incorporated herein as though set forth at length; and

WHEREAS, MTC has prepared a proposed distribution of operating/capital assistance funds, including TDA, State Transit Assistance (STA) pursuant to Public Utilities Code § 99310 *et seq.*, State of Good Repair (SGR) Program pursuant to Public Utilities Code § 99312.1, Low Carbon Transit Operations Program (LCTOP) pursuant to Health and Safety Code § 39719(b)(1)(B), the twenty-five percent (25%) of the one-half cent transaction and use tax collected pursuant to PUC Section 29142.2 (AB 1107), and estimates of certain toll bridge revenues (SHC §§ 30910 *et seq.*), in order to provide financial information to all prospective claimants to assist them in developing budgets in a timely manner; and


WHEREAS, the proposed distribution of such operating assistance funds is also shown in Attachment A; now, therefore, be it

RESOLVED, that MTC approves the area apportionments of TDA funds, and the proposed distribution of operating assistance funds for the 2018-19 fiscal year as shown in Attachment A, subject to the conditions noted therein; and, be it further

RESOLVED, that MTC intends to allocate operating assistance funds for the 2018-19 fiscal year, based on the area apportionments of TDA funds, the proposed distribution of operating assistance funds and upon the receipt of appropriate claims from eligible claimants; and, be it further

RESOLVED, that Attachment A may be revised by the MTC Executive Director or his designee to reflect funds returned to the Local Transportation Fund and expired capital allocations or by approval of the MTC Programming and Allocations Committee, except that any significant changes shall be submitted to the full Commission for approval.

METROPOLITAN TRANSPORTATION COMMISSION



Jake Mackenzie, Chair

The above resolution was approved by the Metropolitan Transportation Commission at a regular meeting of the Commission held in San Francisco, California, on February 28, 2018.

**FY 2018-19 FUND ESTIMATE
REGIONAL SUMMARY**

Attachment A
Res No. 4322
Page 1 of 20
7/25/2018

TDA REGIONAL SUMMARY TABLE

<i>Column</i>	A	B	C	D	E	F	G	H=Sum(A:G)
	6/30/2017	FY2016-18 Outstanding Commitments, Refunds, & Interest²	FY2017-18	FY2017-18	FY2017-18	FY2018-19	FY2018-19	FY2018-19
Apportionment Jurisdictions	Balance¹		Original Estimate	Revenue Adjustment	Revised Admin. & Planning Charge	Revenue Estimate	Admin. & Planning Charge	Available for Allocation
Alameda	22,843,342	(86,949,032)	80,257,000	3,333,884	(2,968,635)	85,627,000	(3,425,080)	98,718,477
Contra Costa	17,475,387	(48,434,307)	41,139,992	1,181,384	(1,551,429)	43,662,990	(1,746,520)	51,727,495
Marin	578,284	(12,866,333)	12,876,410	229,449	(524,234)	13,492,255	(539,690)	13,246,142
Napa	5,598,762	(10,312,226)	8,638,000	247,642	(355,426)	9,623,888	(384,955)	13,055,687
San Francisco	570,861	(49,768,961)	51,303,002	(3,539,077)	(1,910,557)	49,067,500	(1,962,701)	47,086,087
San Mateo	6,252,165	(42,007,806)	40,772,410	1,139,735	(1,551,486)	44,447,807	(1,777,912)	47,274,914
Santa Clara	5,680,853	(110,565,539)	111,543,000	(2,523,787)	(3,863,673)	109,927,000	(4,397,080)	107,687,999
Solano	23,898,576	(27,945,034)	18,508,568	711,770	(768,814)	19,722,853	(788,914)	33,339,005
Sonoma	8,765,024	(25,121,824)	23,700,000	467,957	(896,718)	24,900,000	(996,000)	30,818,437
TOTAL	\$91,663,253	(\$413,971,062)	\$388,738,382	\$1,248,958	(\$14,390,972)	\$400,471,293	(\$16,018,852)	\$442,954,243

STA, AB 1107, BRIDGE TOLL, LOW CARBON TRANSIT OPERATIONS PROGRAM, & SGR PROGRAM REGIONAL SUMMARY TABLE

<i>Column</i>	A	B	C	D	E=Sum(A:D)
	6/30/2017		FY2016-18	FY2017-18	FY2018-19
Fund Source	Balance (w/ interest)¹		Outstanding Commitments²	Revenue Estimate	Revenue Estimate
					Available for Allocation
State Transit Assistance					
Revenue-Based	8,232,635		(84,342,106)	122,016,490	144,183,275
Population-Based	34,423,285		(31,161,611)	45,757,460	54,070,238
SUBTOTAL	42,655,920		(115,503,717)	167,773,950	198,253,513
AB1107 - BART District Tax (25% Share)	0		(85,959,940)	85,959,941	86,536,800
Bridge Toll Total					
MTC 2% Toll Revenue	5,413,461		(2,929,279)	1,450,000	1,450,000
5% State General Fund Revenue	10,083,610		(3,657,254)	3,275,431	3,581,607
SUBTOTAL	15,497,071		(6,586,533)	4,725,431	5,031,607
Low Carbon Transit Operations Program	0		0	35,000,000	64,053,753
State of Good Repair Program					
Revenue-Based	0		0	27,325,923	27,325,923
Population-Based	0		0	10,247,507	10,247,507
SUBTOTAL	0		0	37,573,430	37,573,430
TOTAL	\$58,152,992		(\$208,050,190)	\$331,032,752	\$391,449,103

Please see Attachment A pages 2-17 for detailed information on each fund source.

1. Balance as of 6/30/17 is from the MTC FY2016-17 Audit, and it contains both funds available for allocation and funds that have been allocated but not disbursed.

2. The outstanding commitments figure includes all unpaid allocations as of 6/30/17, and FY2017-18 allocations as of 6/30/18 for TDA and AB 1107 and as of 1/31/18 for STA and the SGR Program.

**FY 2018-19 FUND ESTIMATE
TRANSPORTATION DEVELOPMENT ACT FUNDS
ALAMEDA COUNTY**

Attachment A
Res No. 4322
Page 2 of 20
7/25/2018

FY2017-18 TDA Revenue Estimate			FY2018-19 TDA Revenue Estimate		
FY2017-18 Generation Estimate Adjustment			FY2018-19 County Auditor's Generation Estimate		
1. Original County Auditor Estimate (Feb, 17)	80,257,000		13. County Auditor Estimate	85,627,000	
2. Actual Revenue (Jun, 18)	83,590,884		FY2018-19 Planning and Administration Charges		
3. Revenue Adjustment (Lines 2-1)		3,333,884	14. MTC Administration (0.5% of Line 13)	428,135	
FY2017-18 Planning and Administration Charges Adjustment			15. County Administration (0.5% of Line 13)	428,135	
4. MTC Administration (0.5% of Line 3)	16,669		16. MTC Planning (3.0% of Line 13)	2,568,810	
5. County Administration (Up to 0.5% of Line 3) ¹	16,669		17. Total Charges (Lines 14+15+16)	3,425,080	
6. MTC Planning (3.0% of Line 3)	100,017		18. TDA Generations Less Charges (Lines 13-17)	82,201,920	
7. Total Charges (Lines 4+5+6)		133,355	FY2018-19 TDA Apportionment By Article		
8. Adjusted Generations Less Charges (Lines 3-7)		3,575,529	19. Article 3.0 (2.0% of Line 18)	1,644,038	
FY2017-18 TDA Adjustment By Article			20. Funds Remaining (Lines 18-19)	80,557,882	
9. Article 3 Adjustment (2.0% of line 8)	71,511		21. Article 4.5 (5.0% of Line 20)	4,027,894	
10. Funds Remaining (Lines 8-9)		3,504,018	22. TDA Article 4 (Lines 20-21)	76,529,988	
11. Article 4.5 Adjustment (5.0% of Line 10)	175,201				
12. Article 4 Adjustment (Lines 10-11)		3,328,817			

TDA APPORTIONMENT BY JURISDICTION

Column	A	B	C=Sum(A:B)	D	E	F	G	H=Sum(C:G)	I	J=Sum(H:I)
	6/30/2017	FY2016-17	6/30/2017	FY2016-18	FY2017-18	FY2017-18	FY2017-18	6/30/2018	FY2018-19	FY2018-19
Apportionment Jurisdictions	Balance (w/o interest)	Interest	Balance (w/ interest) ²	Outstanding Commitments ³	Transfers/ Refunds	Original Estimate	Revenue Adjustment	Projected Carryover	Revenue Estimate	Available for Allocation
Article 3	3,852,339	31,883	3,884,222	(4,677,686)	0	1,540,934	71,511	818,981	1,644,038	2,463,019
Article 4.5	182,953	800	183,753	(3,956,758)	0	3,775,289	175,201	177,485	4,027,894	4,205,379
SUBTOTAL	4,035,291	32,684	4,067,975	(8,634,444)	0	5,316,223	246,712	996,466	5,671,932	6,668,398
Article 4										
AC Transit										
District 1	1,768,499	10,965	1,779,464	(48,203,711)	0	46,448,401	2,155,544	2,179,697	49,454,451	51,634,148
District 2	468,239	2,857	471,096	(12,666,018)	0	12,201,287	566,228	572,593	13,021,099	13,593,692
BART ⁴	11,864	4,605	16,469	(98,995)	0	87,670	4,069	9,212	93,204	102,416
LAVTA	10,894,615	53,744	10,948,359	(13,850,852)	0	9,778,570	453,797	7,329,874	10,544,788	17,874,662
Union City	5,664,834	49,145	5,713,978	(3,649,011)	0	3,214,568	149,179	5,428,715	3,416,446	8,845,161
SUBTOTAL	18,808,050	121,316	18,929,366	(78,468,587)	0	71,730,496	3,328,817	15,520,091	76,529,988	92,050,079
GRAND TOTAL	\$22,843,342	\$153,999	\$22,997,341	(\$87,103,031)	\$0	\$77,046,719	\$3,575,529	\$16,516,557	\$82,201,920	\$98,718,477

1. Unclaimed County Administration charges will be redistributed as carryover for apportionment jurisdictions.
2. Balance as of 6/30/17 is from the MTC FY2016-17 Audit, and it contains both funds available for allocation and funds that have been allocated but not disbursed.
3. The outstanding commitments figure includes all unpaid allocations as of 6/30/17, and FY2017-18 allocations as of 6/30/18.
4. Details on the proposed apportionment of BART funding to local operators are shown on page 16 of the Fund Estimate.

**FY 2018-19 FUND ESTIMATE
TRANSPORTATION DEVELOPMENT ACT FUNDS
CONTRA COSTA COUNTY**

Attachment A
Res No. 4322
Page 3 of 20
7/25/2018

FY2017-18 TDA Revenue Estimate		FY2018-19 TDA Revenue Estimate	
FY2017-18 Generation Estimate Adjustment		FY2018-19 County Auditor's Generation Estimate	
1. Original County Auditor Estimate (Feb, 17)	41,139,992	13. County Auditor Estimate	43,662,990
2. Actual Revenue (Jun, 18)	42,321,376	FY2018-19 Planning and Administration Charges	
3. Revenue Adjustment (Lines 2-1)	1,181,384	14. MTC Administration (0.5% of Line 13)	218,315
FY2017-18 Planning and Administration Charges Adjustment		15. County Administration (0.5% of Line 13)	218,315
4. MTC Administration (0.5% of Line 3)	5,907	16. MTC Planning (3.0% of Line 13)	1,309,890
5. County Administration (Up to 0.5% of Line 3) ¹	5,907	17. Total Charges (Lines 14+15+16)	1,746,520
6. MTC Planning (3.0% of Line 3)	35,442	18. TDA Generations Less Charges (Lines 13-17)	41,916,470
7. Total Charges (Lines 4+5+6)	47,256	FY2018-19 TDA Apportionment By Article	
8. Adjusted Generations Less Charges (Lines 3-7)	1,275,554	19. Article 3.0 (2.0% of Line 18)	838,329
FY2017-18 TDA Adjustment By Article		20. Funds Remaining (Lines 18-19)	41,078,141
9. Article 3 Adjustment (2.0% of line 8)	25,511	21. Article 4.5 (5.0% of Line 20)	2,053,907
10. Funds Remaining (Lines 8-9)	1,250,043	22. TDA Article 4 (Lines 20-21)	39,024,234
11. Article 4.5 Adjustment (5.0% of Line 10)	62,502		
12. Article 4 Adjustment (Lines 10-11)	1,187,541		

TDA APPORTIONMENT BY JURISDICTION

Column	A	B	C=Sum(A:B)	D	E	F	G	H=Sum(C:G)	I	J=Sum(H:I)
Apportionment Jurisdictions	6/30/2017 Balance (w/o interest)	FY2016-17 Interest	6/30/2017 Balance (w/ interest) ²	FY2016-18 Outstanding Commitments ³	FY2017-18 Transfers/ Refunds	FY2017-18 Original Estimate	FY2017-18 Revenue Adjustment	6/30/2018 Projected Carryover	FY2018-19 Revenue Estimate	FY2018-19 Available for Allocation
Article 3	1,126,739	13,924	1,140,663	(1,874,495)	0	789,888	25,511	81,567	838,329	919,896
Article 4.5	2,122	533	2,655	(1,936,572)	0	1,935,225	62,502	63,810	2,053,907	2,117,717
SUBTOTAL	1,128,861	14,458	1,143,318	(3,811,067)	0	2,725,113	88,013	145,377	2,892,236	3,037,613
Article 4										
AC Transit										
District 1	6,794	219	7,012	(6,428,358)	0	6,424,133	207,481	210,268	6,799,654	7,009,922
BART ⁴	278	8	286	(259,418)	0	259,418	8,378	8,665	275,140	283,805
CCCTA	12,592,432	83,848	12,676,281	(25,758,360)	2,525,911	17,334,823	559,864	7,338,519	18,312,124	25,650,643
ECCTA	350,966	6,913	357,879	(10,586,773)	0	10,564,901	341,216	677,223	11,300,787	11,978,010
WCCTA	3,396,056	32,847	3,428,902	(4,254,534)	0	2,186,004	70,602	1,430,973	2,336,529	3,767,502
SUBTOTAL	16,346,526	123,835	16,470,361	(47,287,443)	2,525,911	36,769,279	1,187,541	9,665,648	39,024,234	48,689,882
GRAND TOTAL	\$17,475,387	\$138,293	\$17,613,679	(\$51,098,510)	\$2,525,911	\$39,494,392	\$1,275,554	\$9,811,025	\$41,916,470	\$51,727,495

1. Unclaimed County Administration charges will be redistributed as carryover for apportionment jurisdictions.
2. Balance as of 6/30/17 is from the MTC FY2016-17 Audit, and it contains both funds available for allocation and funds that have been allocated but not disbursed.
3. The outstanding commitments figure includes all unpaid allocations as of 6/30/17, and FY2017-18 allocations as of 6/30/18.
4. Details on the proposed apportionment of BART funding to local operators are shown on page 16 of the Fund Estimate.

**FY 2018-19 FUND ESTIMATE
TRANSPORTATION DEVELOPMENT ACT FUNDS
MARIN COUNTY**

Attachment A
Res No. 4322
Page 4 of 02
7/25/2018

FY2017-18 TDA Revenue Estimate			FY2018-19 TDA Revenue Estimate		
FY2017-18 Generation Estimate Adjustment			FY2018-19 County Auditor's Generation Estimate		
1. Original County Auditor Estimate (Feb, 17)	12,876,410		13. County Auditor Estimate		13,492,255
2. Actual Revenue (Jun, 18)	13,105,859		FY2018-19 Planning and Administration Charges		
3. Revenue Adjustment (Lines 2-1)		229,449	14. MTC Administration (0.5% of Line 13)		67,461
FY2017-18 Planning and Administration Charges Adjustment			15. County Administration (0.5% of Line 13)		67,461
4. MTC Administration (0.5% of Line 3)	1,147		16. MTC Planning (3.0% of Line 13)		404,768
5. County Administration (Up to 0.5% of Line 3) ¹	1,147		17. Total Charges (Lines 14+15+16)		539,690
6. MTC Planning (3.0% of Line 3)	6,883		18. TDA Generations Less Charges (Lines 13-17)		12,952,565
7. Total Charges (Lines 4+5+6)		9,177	FY2018-19 TDA Apportionment By Article		
8. Adjusted Generations Less Charges (Lines 3-7)		220,272	19. Article 3.0 (2.0% of Line 18)		259,051
FY2017-18 TDA Adjustment By Article			20. Funds Remaining (Lines 18-19)		12,693,514
9. Article 3 Adjustment (2.0% of line 8)	4,405		21. Article 4.5 (5.0% of Line 20)		0
10. Funds Remaining (Lines 8-9)		215,867	22. TDA Article 4 (Lines 20-21)		12,693,514
11. Article 4.5 Adjustment (5.0% of Line 10)	0				
12. Article 4 Adjustment (Lines 10-11)		215,867			

TDA APPORTIONMENT BY JURISDICTION

Column	A	B	C=Sum(A:B)	D	E	F	G	H=Sum(C:G)	I	J=Sum(H:I)
	6/30/2017	FY2016-17	6/30/2017	FY2016-18	FY2017-18	FY2017-18	FY2017-18	6/30/2018	FY2018-19	FY2018-19
Apportionment Jurisdictions	Balance (w/o interest)	Interest	Balance (w/ interest) ²	Outstanding Commitments ³	Transfers/ Refunds	Original Estimate	Revenue Adjustment	Projected Carryover	Revenue Estimate	Available for Allocation
Article 3	579,887	10,745	590,632	(757,272)	0	247,227	4,405	84,992	259,051	344,043
Article 4.5										
SUBTOTAL	579,887	10,745	590,632	(757,272)	0	247,227	4,405	84,992	259,051	344,043
Article 4/8										
GGBHTD ³	(998)	1,017	19	(7,507,125)	0	7,507,125	133,773	133,792	7,626,263	7,760,055
Marin Transit ³	(605)	607	2	(4,614,306)	0	4,607,002	82,094	74,793	5,067,251	5,142,044
SUBTOTAL	(1,603)	1,624	22	(12,121,431)	0	12,114,127	215,867	208,585	12,693,514	12,902,099
GRAND TOTAL	\$578,284	\$12,370	\$590,653	(\$12,878,703)	\$0	\$12,361,354	\$220,272	\$293,577	\$12,952,565	\$13,246,142

1. Balance as of 6/30/17 is from the MTC FY2016-17 Audit, and it contains both funds available for allocation and funds that have been allocated but not disbursed.

2. The outstanding commitments figure includes all unpaid allocations as of 6/30/17, and FY2017-18 allocations as of 6/30/18.

3. Prior to FY 2016-17 GGBHTD was authorized to claim 100% of the apportionments in Marin County. Per agreement between GGBHTD and MCTD from FY 2016-17 forward both agencies will claim funds.

**FY 2018-19 FUND ESTIMATE
TRANSPORTATION DEVELOPMENT ACT FUNDS
NAPA COUNTY**

Attachment A
Res No. 4322
Page 5 of 20
7/25/2018

FY2017-18 TDA Revenue Estimate			FY2018-19 TDA Revenue Estimate		
FY2017-18 Generation Estimate Adjustment			FY2018-19 County Auditor's Generation Estimate		
1. Original County Auditor Estimate (Feb, 17)	8,638,000		13. County Auditor Estimate		9,623,888
2. Actual Revenue (Jun, 18)	8,885,642		FY2018-19 Planning and Administration Charges		
3. Revenue Adjustment (Lines 2-1)		247,642	14. MTC Administration (0.5% of Line 13)		48,119
FY2017-18 Planning and Administration Charges Adjustment			15. County Administration (0.5% of Line 13)		48,119
4. MTC Administration (0.5% of Line 3)	1,238		16. MTC Planning (3.0% of Line 13)		288,717
5. County Administration (Up to 0.5% of Line 3) ¹	1,238		17. Total Charges (Lines 14+15+16)		384,955
6. MTC Planning (3.0% of Line 3)	7,429		18. TDA Generations Less Charges (Lines 13-17)		9,238,933
7. Total Charges (Lines 4+5+6)		9,905	FY2018-19 TDA Apportionment By Article		
8. Adjusted Generations Less Charges (Lines 3-7)		237,737	19. Article 3.0 (2.0% of Line 18)		184,779
FY2017-18 TDA Adjustment By Article			20. Funds Remaining (Lines 18-19)		9,054,154
9. Article 3 Adjustment (2.0% of line 8)	4,755		21. Article 4.5 (5.0% of Line 20)		452,708
10. Funds Remaining (Lines 8-9)		232,982	22. TDA Article 4 (Lines 20-21)		8,601,446
11. Article 4.5 Adjustment (5.0% of Line 10)	11,649				
12. Article 4 Adjustment (Lines 10-11)		221,333			

TDA APPORTIONMENT BY JURISDICTION

Column	A	B	C=Sum(A:B)	D	E	F	G	H=Sum(C:G)	I	J=Sum(H:I)
	6/30/2017	FY2016-17	6/30/2017	FY2016-18	FY2017-18	FY2017-18	FY2017-18	6/30/2018	FY2018-19	FY2018-19
Apportionment Jurisdictions	Balance (w/o interest)	Interest	Balance (w/ interest) ²	Outstanding Commitments ³	Transfers/ Refunds	Original Estimate	Revenue Adjustment	Projected Carryover	Revenue Estimate	Available for Allocation
Article 3	277,656	3,990	281,646	(322,338)	0	165,850	4,755	129,912	184,779	314,691
Article 4.5	13,609	998	14,608	(419,941)	0	406,332	11,649	12,648	452,708	465,356
SUBTOTAL	291,265	4,988	296,253	(742,279)	0	572,182	16,404	142,560	637,487	780,047
Article 4/8										
NVTA ³	5,307,497	33,736	5,341,233	(10,064,673)	456,002	7,720,298	221,333	3,674,194	8,601,446	12,275,640
SUBTOTAL	5,307,497	33,736	5,341,233	(10,064,673)	456,002	7,720,298	221,333	3,674,194	8,601,446	12,275,640
GRAND TOTAL	\$5,598,762	\$38,724	\$5,637,487	(\$10,806,952)	\$456,002	\$8,292,480	\$237,737	\$3,816,754	\$9,238,933	\$13,055,687

1. Balance as of 6/30/17 is from the MTC FY2016-17 Audit, and it contains both funds available for allocation and funds that have been allocated but not disbursed.
2. The outstanding commitments figure includes all unpaid allocations as of 6/30/17, and FY2017-18 allocations as of 6/30/18.
3. NVTA is authorized to claim 100% of the apportionment to Napa County.

**FY 2018-19 FUND ESTIMATE
TRANSPORTATION DEVELOPMENT ACT FUNDS
SAN FRANCISCO COUNTY**

Attachment A
Res No. 4322
Page 6 of 20
7/25/2018

FY2017-18 TDA Revenue Estimate		FY2018-19 TDA Revenue Estimate	
FY2017-18 Generation Estimate Adjustment		FY2018-19 County Auditor's Generation Estimate	
1. Original County Auditor Estimate (Feb, 17)	51,303,002	13. County Auditor Estimate	49,067,500
2. Actual Revenue (Jun, 18)	47,763,925	FY2018-19 Planning and Administration Charges	
3. Revenue Adjustment (Lines 2-1)	(3,539,077)	14. MTC Administration (0.5% of Line 13)	245,338
FY2017-18 Planning and Administration Charges Adjustment		15. County Administration (0.5% of Line 13)	245,338
4. MTC Administration (0.5% of Line 3)	(17,695)	16. MTC Planning (3.0% of Line 13)	1,472,025
5. County Administration (Up to 0.5% of Line 3) ¹	(17,695)	17. Total Charges (Lines 14+15+16)	1,962,701
6. MTC Planning (3.0% of Line 3)	(106,172)	18. TDA Generations Less Charges (Lines 13-17)	47,104,799
7. Total Charges (Lines 4+5+6)	(141,562)	FY2018-19 TDA Apportionment By Article	
8. Adjusted Generations Less Charges (Lines 3-7)	(3,397,515)	19. Article 3.0 (2.0% of Line 18)	942,096
FY2017-18 TDA Adjustment By Article		20. Funds Remaining (Lines 18-19)	46,162,703
9. Article 3 Adjustment (2.0% of line 8)	(67,950)	21. Article 4.5 (5.0% of Line 20)	2,308,135
10. Funds Remaining (Lines 8-9)	(3,329,565)	22. TDA Article 4 (Lines 20-21)	43,854,568
11. Article 4.5 Adjustment (5.0% of Line 10)	(166,478)		
12. Article 4 Adjustment (Lines 10-11)	(3,163,087)		

TDA APPORTIONMENT BY JURISDICTION

Column	A	B	C=Sum(A:B)	D	E	F	G	H=Sum(C:G)	I	J=Sum(H:I)
	6/30/2017	FY2016-17	6/30/2017	FY2016-18	FY2017-18	FY2017-18	FY2017-18	6/30/2018	FY2018-19	FY2018-19
Apportionment Jurisdictions	Balance (w/o interest)	Interest	Balance (w/ interest) ²	Outstanding Commitments ³	Transfers/ Refunds	Original Estimate	Revenue Adjustment	Projected Carryover	Revenue Estimate	Available for Allocation
Article 3	579,114	17,007	596,121	(1,531,901)	0	985,018	(67,950)	(18,712)	942,096	923,384
Article 4.5	(3,117)	4,500	1,383	0	(2,413,293)	2,413,293	(166,478)	0	2,308,135	2,308,135
SUBTOTAL	575,997	21,507	597,504	(1,531,901)	(2,413,293)	3,398,311	(234,428)	(18,712)	3,250,231	3,231,519
Article 4										
SFMTA	(5,136)	7,297	2,161	(48,265,864)	2,413,293	45,852,571	(3,163,087)	0	43,854,568	43,854,568
SUBTOTAL	(5,136)	7,297	2,161	(48,265,864)	2,413,293	45,852,571	(3,163,087)	0	43,854,568	43,854,568
GRAND TOTAL	\$570,861	\$28,804	\$599,665	(\$49,797,765)	\$0	\$49,250,882	(\$3,397,515)	(\$18,712)	\$47,104,799	\$47,086,087

1. Balance as of 6/30/17 is from the MTC FY2016-17 Audit, and it contains both funds available for allocation and funds that have been allocated but not disbursed.

2. The outstanding commitments figure includes all unpaid allocations as of 6/30/17, and FY2017-18 allocations as of 6/30/18.

**FY 2018-19 FUND ESTIMATE
TRANSPORTATION DEVELOPMENT ACT FUNDS
SAN MATEO COUNTY**

Attachment A
Res No. 4322
Page 7 of 20
7/25/2018

FY2017-18 TDA Revenue Estimate			FY2018-19 TDA Revenue Estimate		
FY2017-18 Generation Estimate Adjustment			FY2018-19 County Auditor's Generation Estimate		
1. Original County Auditor Estimate (Feb, 17)	40,772,410		13. County Auditor Estimate		44,447,807
2. Actual Revenue (Jun, 18)	41,912,145		FY2018-19 Planning and Administration Charges		
3. Revenue Adjustment (Lines 2-1)		1,139,735	14. MTC Administration (0.5% of Line 13)		222,239
FY2017-18 Planning and Administration Charges Adjustment			15. County Administration (0.5% of Line 13)		222,239
4. MTC Administration (0.5% of Line 3)	5,699		16. MTC Planning (3.0% of Line 13)		1,333,434
5. County Administration (Up to 0.5% of Line 3) ¹	5,699		17. Total Charges (Lines 14+15+16)		1,777,912
6. MTC Planning (3.0% of Line 3)	34,192		18. TDA Generations Less Charges (Lines 13-17)		42,669,895
7. Total Charges (Lines 4+5+6)		45,590	FY2018-19 TDA Apportionment By Article		
8. Adjusted Generations Less Charges (Lines 3-7)		1,219,145	19. Article 3.0 (2.0% of Line 18)		853,398
FY2017-18 TDA Adjustment By Article			20. Funds Remaining (Lines 18-19)		41,816,497
9. Article 3 Adjustment (2.0% of line 8)	24,383		21. Article 4.5 (5.0% of Line 20)		2,090,825
10. Funds Remaining (Lines 8-9)		1,194,762	22. TDA Article 4 (Lines 20-21)		39,725,672
11. Article 4.5 Adjustment (5.0% of Line 10)	59,738				
12. Article 4 Adjustment (Lines 10-11)		1,135,024			

TDA APPORTIONMENT BY JURISDICTION

Column	A	B	C=Sum(A:B)	D	E	F	G	H=Sum(C:G)	I	J=Sum(H:I)
	6/30/2017	FY2016-17	6/30/2017	FY2016-18	FY2017-18	FY2017-18	FY2017-18	6/30/2018	FY2018-19	FY2018-19
Apportionment Jurisdictions	Balance (w/o interest)	Interest	Balance (w/ interest) ²	Outstanding Commitments ³	Transfers/ Refunds	Original Estimate	Revenue Adjustment	Projected Carryover	Revenue Estimate	Available for Allocation
Article 3	3,052,436	46,459	3,098,895	(3,836,682)	0	782,830	24,383	69,426	853,398	922,824
Article 4.5	292,176	7,570	299,746	(1,917,934)	0	1,917,934	59,738	359,484	2,090,825	2,450,309
SUBTOTAL	3,344,612	54,029	3,398,641	(5,754,616)	0	2,700,764	84,121	428,910	2,944,223	3,373,133
Article 4										
SamTrans	2,907,553	133,531	3,041,084	(36,440,750)	0	36,440,750	1,135,024	4,176,109	39,725,672	43,901,781
SUBTOTAL	2,907,553	133,531	3,041,084	(36,440,750)	0	36,440,750	1,135,024	4,176,109	39,725,672	43,901,781
GRAND TOTAL	\$6,252,165	\$187,560	\$6,439,726	(\$42,195,366)	\$0	\$39,141,514	\$1,219,145	\$4,605,019	\$42,669,895	\$47,274,914

1. Unclaimed County Administration charges will be redistributed as carryover for apportionment jurisdictions.

2. Balance as of 6/30/17 is from the MTC FY2016-17 Audit, and it contains both funds available for allocation and funds that have been allocated but not disbursed.

3. The outstanding commitments figure includes all unpaid allocations as of 6/30/17, and FY2017-18 allocations as of 6/30/18.

**FY 2018-19 FUND ESTIMATE
TRANSPORTATION DEVELOPMENT ACT FUNDS
SANTA CLARA COUNTY**

Attachment A
Res No. 4322
Page 8 of 20
7/25/2018

FY2017-18 TDA Revenue Estimate		FY2018-19 TDA Revenue Estimate	
FY2017-18 Generation Estimate Adjustment		FY2018-19 County Auditor's Generation Estimate	
1. Original County Auditor Estimate (Feb, 17)	111,543,000	13. County Auditor Estimate	109,927,000
2. Actual Revenue (Jun, 18)	109,019,213	FY2018-19 Planning and Administration Charges	
3. Revenue Adjustment (Lines 2-1)	(2,523,787)	14. MTC Administration (0.5% of Line 13)	549,635
FY2017-18 Planning and Administration Charges Adjustment		15. County Administration (0.5% of Line 13)	549,635
4. MTC Administration (0.5% of Line 3)	(12,619)	16. MTC Planning (3.0% of Line 13)	3,297,810
5. County Administration (Up to 0.5% of Line 3) ¹	(12,619)	17. Total Charges (Lines 14+15+16)	4,397,080
6. MTC Planning (3.0% of Line 3)	(75,714)	18. TDA Generations Less Charges (Lines 13-17)	105,529,920
7. Total Charges (Lines 4+5+6)	(100,952)	FY2018-19 TDA Apportionment By Article	
8. Adjusted Generations Less Charges (Lines 3-7)	(1,925,739)	19. Article 3.0 (2.0% of Line 18)	2,110,598
FY2017-18 TDA Adjustment By Article		20. Funds Remaining (Lines 18-19)	103,419,322
9. Article 3 Adjustment (2.0% of line 8)	(38,515)	21. Article 4.5 (5.0% of Line 20)	5,170,966
10. Funds Remaining (Lines 8-9)	(1,887,224)	22. TDA Article 4 (Lines 20-21)	98,248,356
11. Article 4.5 Adjustment (5.0% of Line 10)	(94,361)		
12. Article 4 Adjustment (Lines 10-11)	(1,792,863)		

TDA APPORTIONMENT BY JURISDICTION

Column	A	B	C=Sum(A:B)	D	E	F	G	H=Sum(C:G)	I	J=Sum(H:I)
Apportionment Jurisdictions	6/30/2017 Balance (w/o interest)	FY2016-17 Interest	6/30/2017 Balance (w/ interest) ²	FY2016-18 Outstanding Commitments ³	FY2017-18 Transfers/ Refunds	FY2017-18 Original Estimate	FY2017-18 Revenue Adjustment	6/30/2018 Projected Carryover	FY2018-19 Revenue Estimate	FY2018-19 Available for Allocation
Article 3	5,703,994	100,550	5,804,545	(5,749,577)		2,141,626	(38,515)	2,158,079	2,110,598	4,268,677
Article 4.5	(1,155)	1,156	0	0	(5,246,983)	5,246,983	(94,361)	0	5,170,966	5,170,966
SUBTOTAL	5,702,839	101,706	5,804,545	(5,749,577)	(5,246,983)	7,388,609	(132,876)	2,158,079	7,281,564	9,439,643
Article 4										
VTA	(21,986)	21,986	0	(104,939,654)	5,246,983	99,692,671	(1,792,863)	0	98,248,356	98,248,356
SUBTOTAL	(21,986)	21,986	0	(104,939,654)	5,246,983	99,692,671	(1,792,863)	0	98,248,356	98,248,356
GRAND TOTAL	\$5,680,853	\$123,692	\$5,804,545	(\$110,689,231)	\$0	\$107,081,280	(\$1,925,739)	\$2,158,079	\$105,529,920	\$107,687,999

1. Unclaimed County Administration charges will be redistributed as carryover for apportionment jurisdictions.

2. Balance as of 6/30/17 is from the MTC FY2016-17 Audit, and it contains both funds available for allocation and funds that have been allocated but not disbursed.

3. The outstanding commitments figure includes all unpaid allocations as of 6/30/17, and FY2017-18 allocations as of 6/30/18.

**FY 2018-19 FUND ESTIMATE
TRANSPORTATION DEVELOPMENT ACT FUNDS
SOLANO COUNTY**

Attachment A
Res No. 4322
Page 9 of 20
7/25/2018

FY2017-18 TDA Revenue Estimate			FY2018-19 TDA Revenue Estimate		
FY2017-18 Generation Estimate Adjustment			FY2018-19 County Auditor's Generation Estimate		
1. Original County Auditor Estimate (Feb, 17)	18,508,568		13. County Auditor Estimate		19,722,853
2. Actual Revenue (Jun, 18)	19,220,338		FY2018-19 Planning and Administration Charges		
3. Revenue Adjustment (Lines 2-1)		711,770	14. MTC Administration (0.5% of Line 13)		98,614
FY2017-18 Planning and Administration Charges Adjustment			15. County Administration (0.5% of Line 13)		98,614
4. MTC Administration (0.5% of Line 3)	3,559		16. MTC Planning (3.0% of Line 13)		591,686
5. County Administration (Up to 0.5% of Line 3) ¹	3,559		17. Total Charges (Lines 14+15+16)		788,914
6. MTC Planning (3.0% of Line 3)	21,353		18. TDA Generations Less Charges (Lines 13-17)		18,933,939
7. Total Charges (Lines 4+5+6)		28,471	FY2018-19 TDA Apportionment By Article		
8. Adjusted Generations Less Charges (Lines 3-7)		683,299	19. Article 3.0 (2.0% of Line 18)		378,679
FY2017-18 TDA Adjustment By Article			20. Funds Remaining (Lines 18-19)		18,555,260
9. Article 3 Adjustment (2.0% of line 8)	13,666		21. Article 4.5 (5.0% of Line 20)		0
10. Funds Remaining (Lines 8-9)		669,633	22. TDA Article 4 (Lines 20-21)		18,555,260
11. Article 4.5 Adjustment (5.0% of Line 10)	0				
12. Article 4 Adjustment (Lines 10-11)		669,633			

TDA APPORTIONMENT BY JURISDICTION

Column	A	B	C=Sum(A:B)	D	E	F	G	H=Sum(C:G)	I	J=Sum(H:I)
	6/30/2017	FY2016-17	6/30/2017	FY2017-18	FY2017-18	FY2017-18	FY2017-18	6/30/2018	FY2018-19	FY2018-19
Apportionment Jurisdictions	Balance (w/o interest)	Interest	Balance (w/ interest) ²	Outstanding Commitments ³	Transfers/ Refunds	Original Estimate	Revenue Adjustment	Projected Carryover	Revenue Estimate	Available for Allocation
Article 3	503,662	5,328	508,990	(542,106)	0	355,365	13,666	335,916	378,679	714,595
Article 4.5										
SUBTOTAL	503,662	5,328	508,990	(542,106)	0	355,365	13,666	335,916	378,679	714,595
Article 4/8										
Dixon	1,341,916	10,445	1,352,361	(1,241,376)	0	776,613	29,866	917,464	821,240	1,738,704
Fairfield	3,204,944	28,143	3,233,087	(6,067,996)	0	4,535,754	174,428	1,875,272	4,858,030	6,733,302
Rio Vista	418,986	3,739	422,725	(359,182)	0	332,122	12,772	408,438	383,810	792,248
Solano County	1,303,153	11,396	1,314,549	(694,037)	0	784,315	30,162	1,434,989	843,581	2,278,570
Suisun City	35,193	1,598	36,791	(1,206,390)	0	1,171,040	45,034	46,474	1,246,669	1,293,143
Vacaville	8,546,249	68,659	8,614,908	(5,860,319)	0	3,838,959	147,632	6,741,180	4,189,863	10,931,043
Vallejo/Benicia	8,544,472	71,272	8,615,745	(12,174,208)	0	5,974,057	229,740	2,645,333	6,212,067	8,857,400
SUBTOTAL	23,394,913	195,252	23,590,165	(27,603,508)	0	17,412,860	669,633	14,069,150	18,555,260	32,624,410
GRAND TOTAL	\$23,898,576	\$200,580	\$24,099,156	(\$28,145,614)	\$0	\$17,768,225	\$683,299	\$14,405,066	\$18,933,939	\$33,339,005

1. Balance as of 6/30/17 is from the MTC FY2016-17 Audit, and it contains both funds available for allocation and funds that have been allocated but not disbursed.

2. The outstanding commitments figure includes all unpaid allocations as of 6/30/17, and FY2017-18 allocations as of 6/30/18.

3. Where applicable by local agreement, contributions from each jurisdiction will be made to support the Intercity Transit Funding Agreement.

**FY 2018-19 FUND ESTIMATE
TRANSPORTATION DEVELOPMENT ACT FUNDS
SONOMA COUNTY**

Attachment A
Res No. 4322
Page 10 of 20
7/25/2018

FY2017-18 TDA Revenue Estimate			FY2018-19 TDA Revenue Estimate		
FY2017-18 Generation Estimate Adjustment			FY2018-19 County Auditor's Generation Estimate		
1. Original County Auditor Estimate (Feb, 17)	23,700,000		13. County Auditor Estimate		24,900,000
2. Actual Revenue (Jun, 18)	24,167,957		FY2018-19 Planning and Administration Charges		
3. Revenue Adjustment (Lines 2-1)		467,957	14. MTC Administration (0.5% of Line 13)		124,500
FY2017-18 Planning and Administration Charges Adjustment			15. County Administration (0.5% of Line 13)		124,500
4. MTC Administration (0.5% of Line 3)	2,340		16. MTC Planning (3.0% of Line 13)		747,000
5. County Administration (Up to 0.5% of Line 3) ¹	2,340		17. Total Charges (Lines 14+15+16)		996,000
6. MTC Planning (3.0% of Line 3)	14,039		18. TDA Generations Less Charges (Lines 13-17)		23,904,000
7. Total Charges (Lines 4+5+6)		18,719	FY2018-19 TDA Apportionment By Article		
8. Adjusted Generations Less Charges (Lines 3-7)		519,238	19. Article 3.0 (2.0% of Line 18)		478,080
FY2017-18 TDA Adjustment By Article			20. Funds Remaining (Lines 18-19)		23,425,920
9. Article 3 Adjustment (2.0% of line 8)	10,385		21. Article 4.5 (5.0% of Line 20)		0
10. Funds Remaining (Lines 8-9)		508,853	22. TDA Article 4 (Lines 20-21)		23,425,920
11. Article 4.5 Adjustment (5.0% of Line 10)	0				
12. Article 4 Adjustment (Lines 10-11)		508,853			

TDA APPORTIONMENT BY JURISDICTION

Column	A	B	C=Sum(A:B)	D	E	F	G	H=Sum(C:G)	I	J=Sum(H:I)
Apportionment Jurisdictions	6/30/2017 Balance (w/o interest)	FY2016-17 Interest	6/30/2017 Balance (w/ interest) ²	FY2016-18 Outstanding Commitments ³	FY2017-18 Transfers/ Refunds	FY2017-18 Original Estimate	FY2017-18 Revenue Adjustment	6/30/2018 Projected Carryover	FY2018-19 Revenue Estimate	FY2018-19 Available for Allocation
Article 3	1,398,426	15,714	1,414,140	(1,019,550)	0	455,040	10,385	860,015	478,080	1,338,095
Article 4.5										
SUBTOTAL	1,398,426	15,714	1,414,140	(1,019,550)	0	455,040	10,385	860,015	478,080	1,338,095
Article 4/8										
GGBHTD ⁴	15,329	10,316	25,645	(5,579,955)	0	5,574,240	127,213	147,143	5,856,480	6,003,623
Petaluma	921,225	12,456	933,681	(2,115,336)	0	1,910,014	43,590	771,948	1,752,259	2,524,207
Santa Rosa	2,273,318	31,437	2,304,755	(6,251,598)	0	5,852,331	133,560	2,039,048	6,247,693	8,286,741
Sonoma County	4,156,725	33,926	4,190,652	(10,525,708)	266,474	8,960,375	204,490	3,096,283	9,569,488	12,665,771
SUBTOTAL	7,366,597	88,135	7,454,732	(24,472,598)	266,474	22,296,960	508,853	6,054,422	23,425,920	29,480,342
GRAND TOTAL	\$8,765,024	\$103,849	\$8,868,873	(\$25,492,148)	\$266,474	\$22,752,000	\$519,238	\$6,914,437	\$23,904,000	\$30,818,437

1. Unclaimed County Administration charges will be redistributed as carryover for apportionment jurisdictions.
2. Balance as of 6/30/17 is from the MTC FY2016-17 Audit, and it contains both funds available for allocation and funds that have been allocated but not disbursed.
3. The outstanding commitments figure includes all unpaid allocations as of 6/30/17, and FY2017-18 allocations as of 6/30/18.
4. Apportionment to GGBHTD is 25-percent of Sonoma County's total Article 4/8 TDA funds.

**FY 2018-19 FUND ESTIMATE
STATE TRANSIT ASSISTANCE
REVENUE-BASED FUNDS (PUC 99314)**

Attachment A
Res No. 4322
Page 11 of 20
7/25/2018

FY2017-18 STA Revenue Estimate		FY2017-18 STA Revenue Estimate	
1. State Estimate (Nov, 17)	\$122,016,490	4. Projected Carryover (Aug, 18)	\$45,907,019
2. Actual Revenue (Aug, 18)		5. State Estimate (Jan, 18)	\$144,183,275
3. Revenue Adjustment (Lines 2-1)		6. Total Funds Available (Lines 4+5)	\$190,090,294

STA REVENUE-BASED APPORTIONMENT BY OPERATOR						
<i>Column</i>	A	B	C	D=Sum(A:C)	E	F=Sum(D:E)
	6/30/2017	FY2016-18	FY2017-18	6/30/2018	FY2018-19	Total
Apportionment Jurisdictions	Balance (w/interest)¹	Outstanding Commitments²	Revenue Estimate	Projected Carryover³	Revenue Estimate⁴	Available For Allocation
ACCMA - Corresponding to ACE	381,070	(5,902)	167,020	542,188	197,363	739,551
Caltrain	33,779	0	5,560,440	5,594,219	6,570,607	12,164,826
CCCTA	26,618	(482,118)	532,083	76,583	628,747	705,330
City of Dixon	12,181	0	4,637	16,818	5,479	22,297
ECCTA	69,815	(291,501)	246,290	24,604	291,034	315,638
City of Fairfield	0	(92,606)	117,330	24,724	138,645	163,369
GGBHTD	26,661	(3,775,956)	2,582,066	(1,167,229)	3,051,151	1,883,922
LAVTA	175,695	(173,758)	248,445	250,382	293,580	543,962
Marin Transit	950,498	(900,000)	915,875	966,373	1,082,262	2,048,635
NVTA	14,010	(62,363)	60,053	11,700	70,963	82,663
City of Petaluma	188	(11,051)	29,282	18,419	34,602	53,021
City of Rio Vista	539	0	1,652	2,191	1,952	4,143
SamTrans	19,117	(801,024)	5,475,482	4,693,575	6,470,215	11,163,790
SMART	0	0	686,488	686,488	811,203	1,497,691
City of Santa Rosa	1	(98,298)	128,560	30,263	151,916	182,179
Solano County Transit	0	(217,392)	262,426	45,034	310,101	355,135
Sonoma County Transit	1	(112,793)	151,623	38,831	179,168	217,999
City of Union City	2,496	(35,234)	76,423	43,685	90,307	133,992
Vacaville City Coach	0	0	19,733	19,733	23,318	43,051
VTA	71,271	(10,093,131)	19,336,542	9,314,682	22,849,419	32,164,101
VTA - Corresponding to ACE	0	(261,864)	130,595	(131,269)	154,320	23,051
WCCTA	2,446	(253,323)	318,830	67,953	376,752	444,705
WETA	5,957,198	0	1,238,007	7,195,205	1,462,916	8,658,121
SUBTOTAL	7,743,585	(17,668,314)	38,289,882	28,365,152	45,246,020	73,611,172
AC Transit	0	(7,633,993)	14,063,421	6,429,428	16,618,328	23,047,756
BART	271,301	(27,096,367)	27,247,120	422,055	32,197,116	32,619,171
SFMTA	217,749	(31,943,432)	42,416,067	10,690,384	50,121,811	60,812,195
SUBTOTAL	489,050	(66,673,792)	83,726,608	17,541,867	98,937,255	116,479,122
GRAND TOTAL	\$8,232,635	(\$84,342,106)	\$122,016,490	\$45,907,019	\$144,183,275	\$190,090,294

1. Balance as of 6/30/17 is from the MTC FY2016-17 Audit, and it contains both funds available for allocation and funds that have been allocated but not disbursed. Negative balances are due to accrual adjustments made by MTC Finance because of delayed STA revenue payments from the State Controller's Office.

2. The outstanding commitments figure includes all unpaid allocations as of 6/30/17, and FY2017-18 allocations as of 1/31/18.

3. Projected carryover as of 6/30/18 does not include interest accrued in FY2017-18.

4. FY2018-19 STA revenue generation based on the \$554.0 million in the Governor's FY2018-19 State Budget.

**FY 2018-19 FUND ESTIMATE
STATE TRANSIT ASSISTANCE
POPULATION-BASED FUNDS (PUC 99313)**

Attachment A
Res No. 4322
Page 12 of 20
7/25/2018

STA POPULATION-BASED APPORTIONMENT BY JURISDICTION & OPERATOR						
<i>Column</i>	A	B	C	D=Sum(A:C)	E	F=Sum(D:E)
Apportionment Jurisdictions	6/30/2017 Balance (w/interest)¹	FY2016-18 Outstanding Commitments²	FY2017-18 Revenue Estimate	6/30/2018 Projected Carryover³	FY2018-19 Revenue Estimate⁴	Total Available For Allocation
Northern Counties/Small Operators						
Marin	9,766	(854,104)	1,365,936	521,598	0	521,598
Napa	5,277	(461,569)	738,170	281,879	0	281,879
Solano/Vallejo ⁵	5,645,322	(2,055,488)	2,223,049	5,812,883	0	5,812,883
Sonoma	18,770	(1,633,561)	2,612,496	997,705	0	997,705
CCCTA	18,512	(1,612,760)	2,589,413	995,164	0	995,164
ECCTA	102,676	(1,069,516)	1,564,121	597,281	0	597,281
LAVTA	599,319	(592,225)	1,070,082	1,077,176	0	1,077,176
Union City	185,983	(246,495)	374,612	314,100	0	314,100
WCCTA	2,468	(215,084)	344,981	132,365	0	132,365
SUBTOTAL	6,588,093	(8,740,802)	12,882,859	10,730,151	0	10,730,151
Regional Paratransit						
Alameda	10,977	(885,361)	1,414,545	540,161	0	540,161
Contra Costa	2	(724,375)	1,001,332	276,959	0	276,959
Marin	1,382	(120,808)	193,203	73,777	0	73,777
Napa	1,121	(97,973)	156,686	59,834	0	59,834
San Francisco	8,023	(701,777)	1,122,326	428,572	0	428,572
San Mateo	4,086	0	553,361	557,447	0	557,447
Santa Clara	11,330	(991,012)	1,584,887	605,205	0	605,205
Solano	945,349	(428,995)	432,686	949,040	0	949,040
Sonoma	4,433	(375,365)	619,754	248,822	0	248,822
SUBTOTAL	986,703	(4,325,666)	7,078,780	3,739,817	0	3,739,817
Lifeline						
Alameda	2,211,823	(523,333)	1,674,967	3,363,457	0	3,363,457
Contra Costa	1,207,342	(127,836)	1,070,684	2,150,190	0	2,150,190
Marin	193,930	0	192,575	386,505	0	386,505
Napa	152,312	0	151,356	303,668	0	303,668
San Francisco	1,070,330	(16,200)	886,302	1,940,431	0	1,940,431
San Mateo	924,343	0	609,595	1,533,938	0	1,533,938
Santa Clara	6,399,024	0	1,632,590	8,031,614	0	8,031,614
Solano	606,212	(119,285)	481,849	968,777	0	968,777
Sonoma	1,175,256	(574,432)	560,203	1,161,027	0	1,161,027
MTC Mean-Based Discount Project	725,583	(50,000)	0	675,583	0	675,583
JARC Funding Restoration ⁶	351,829	0	0	351,829	0	351,829
Participatory Budgeting Pilot	0	0	1,000,000	1,000,000	0	1,000,000
Reserve for a Means-Based Transit Fare	0	0	5,002,155	5,002,155	0	5,002,155
SUBTOTAL	15,017,984	(1,411,086)	13,262,276	26,869,174	0	26,869,174
MTC Regional Coordination Program⁷	10,794,046	(15,767,435)	12,200,213	7,226,824	0	7,226,824
BART to Warm Springs	328,985	(328,985)	0	0	0	0
eBART	78	(78)	0	0	0	0
Transit Emergency Service Contingency Fund⁸	667,367	(587,560)	333,333	413,140	0	413,140
SamTrans	40,029	0	0	40,029	0	40,029
STA Population-Based SB 1 Reserve	0	0	0	0	0	0
GRAND TOTAL	\$34,423,285	(\$31,161,611)	\$45,757,460	\$49,019,135	\$0	\$49,019,135

1. Balance as of 6/30/17 is from the MTC FY2016-17 Audit, and it contains both funds available for allocation and funds that have been allocated but not disbursed.

2. The outstanding commitments figure includes all unpaid allocations as of 6/30/17, and FY2017-18 allocations as of 1/31/18.

3. The projected carryover as of 6/30/2018 does not include interest accrued in FY 2017-18. All apportionment jurisdictions must spend or request to transfer all fund balances by June 20, 2019.

4. FY 2018-19 revenue is distributed through the framework under consideration in MTC Resolution 4321 in February 2018. See following page for details.

5. Beginning in FY2008-09, the Vallejo allocation is combined with Solano, as per MTC Resolution 3837.

6. Includes 2/26/14 Commission action to re-assign \$1.1 million in FY 2014-15 Lifeline funds, and re-assigning \$693,696 of MTC's Means-Based Discount Project balance.

7. Committed to Clipper® and other MTC Customer Service projects.

8. Funds for the Transit Emergency Service Contingency Fund are taken "off the top" from the STA Population-Based program. Column G includes expected interest earned.

**FY 2018-19 FUND ESTIMATE
STATE TRANSIT ASSISTANCE
POPULATION-BASED FUNDS (PUC 99313)**

Attachment A
Res No. 4322
Page 13 of 20
7/25/2018

	FY2018-19 STA Revenue Estimate
	4. Projected Carryover (Aug, 18) \$7,639,964
	5. State Estimate ⁴ (Jan, 18) \$54,070,238
	6. Total Funds Available (Lines 4+5) \$61,710,202

STA POPULATION-BASED COUNTY BLOCK GRANT AND REGIONAL PROGRAM APPORTIONMENT

<i>Column</i>	<i>A</i>	<i>C</i>	<i>D</i>	<i>E=Sum(A:D)</i>	<i>F</i>	<i>G=Sum(E:F)</i>
	6/30/2017	FY2016-18	FY2017-18	6/30/2018	FY2018-19	Total
Apportionment Jurisdictions	Balance (w/interest) ¹	Outstanding Commitments ²	Revenue Estimate	Projected Carryover ³	Revenue Estimate ⁴	Available For Allocation
County Block Grant⁵						
Alameda	0	0	0	0	6,649,391	6,649,391
Contra Costa	0	0	0	0	8,344,142	8,344,142
Marin	0	0	0	0	2,146,528	2,146,528
Napa	0	0	0	0	1,313,035	1,313,035
San Francisco	0	0	0	0	3,180,601	3,180,601
San Mateo	0	0	0	0	1,904,308	1,904,308
Santa Clara	0	0	0	0	5,300,829	5,300,829
Solano	0	0	0	0	3,950,403	3,950,403
Sonoma	0	0	0	0	4,826,595	4,826,595
SUBTOTAL	0	0	0	0	37,615,833	37,615,833
Regional Program⁶	10,794,046	(15,767,435)	12,200,213	7,226,824	16,121,071	23,347,895
Transit Emergency Service Contingency Fund⁷	667,367	(587,560)	333,333	413,140	333,333	746,473
GRAND TOTAL	\$11,461,413	(\$16,354,995)	\$12,533,546	\$7,639,964	\$54,070,237	\$61,710,201

1. Balance as of 6/30/17 is from MTC FY2016-17 Audit, and it contains both funds available for allocation and funds that have been allocated but not disbursed.

2. The outstanding commitments figure includes all unpaid allocations as of 6/30/17, and FY2017-18 allocations as of 1/31/18.

3. The projected carryover as of 6/30/2018 does not include interest accrued in FY 2017-18.

4. FY2018-19 STA revenue generation based on the \$554.0 million in the Governor's FY2018-19 State Budget.

5. County Block Grant reflects the proposed framework under consideration through MTC Resolution 4321 in February 2018.

6. Regional Program reflects the proposed framework under consideration through MTC Resolution 4321 in February 2018. Balance and carryover amounts are from the MTC Regional Coordination Program established through MTC Resolution 3837, Revised. Funds are committed to Clipper® and other MTC Customer Service projects.

7. Funds for the Transit Emergency Service Contingency Fund are taken "off the top" from the STA Population-Based program.

**FY 2018-19 FUND ESTIMATE
BRIDGE TOLLS¹**

Attachment A
Res No. 4322
Page 14 of 20
7/25/2018

BRIDGE TOLL APPORTIONMENT BY CATEGORY

<i>Column</i>	<i>A</i>	<i>B</i>	<i>C</i>	<i>D=Sum(A:C)</i>	<i>E</i>	<i>F=D+E</i>
	6/30/2017	FY2015-18	FY2017-18	6/30/2018	FY2018-19	Total
Fund Source	Balance²	Outstanding Commitments³	Programming Amount⁴	Projected Carryover	Programming Amount⁴	Available for Allocation
MTC 2% Toll Revenues						
Ferry Capital	4,707,660	(2,458,828)	1,000,000	3,248,831	1,000,000	4,248,831
Bay Trail	20,201	(470,201)	450,000	0	450,000	450,000
Studies	685,601	(250)	0	685,350	0	685,350
SUBTOTAL	5,413,461	(2,929,279)	1,450,000	3,934,181	1,450,000	5,384,181
5% State General Fund Revenues						
Ferry	10,083,610	(3,383,833)	3,002,010	9,701,786	3,308,186	13,009,972
Bay Trail	0	(273,421)	273,421	0	273,421	273,421
SUBTOTAL	10,083,610	(3,657,254)	3,275,431	9,701,786	3,581,607	13,283,393

1. BATA Resolution 93 and MTC Resolution 3948 required BATA to make a payment to MTC equal to the estimated present value of specified fund transfers for the next 50 years (FY2010-11 through FY2059-60) and relieved BATA from making those fund transfers for that 50 year period. The MTC 2% Toll Revenues listed above, commencing in FY2010-11, are funded from this payment.
2. Balance as of 6/30/17 is from MTC FY2017-18 Audit, and it contains both funds available for allocation and funds that have been allocated but not disbursed.
3. The outstanding commitments figure includes all unpaid allocations as of 6/30/17, and FY2017-18 allocations as of 1/31/18.
4. MTC Resolution 4015 states that annual funding levels are established and adjusted through the fund estimate for 2%, and 5% bridge toll revenues.

FY 2018-19 FUND ESTIMATE
AB1107 FUNDS
AB1107 IS TWENTY-FIVE PERCENT OF THE ONE-HALF CENT BART DISTRICT SALES TAX

Attachment A
 Res No. 4322
 Page 15 of 20
 7/25/2018

FY2017-18 AB1107 Revenue Estimate		FY2018-19 AB1107 Estimate	
1. Original MTC Estimate (Feb, 17)	\$84,840,000	4. Projected Carryover (Feb, 18)	\$0
2. Actual Revenue (Jun, 18)	\$85,959,941	5. MTC Estimate (Feb, 18)	\$86,536,800
3. Revenue Adjustment (Lines 2-1)	\$1,119,941	6. Total Funds Available (Lines 4+5)	\$86,536,800

AB1107 APPORTIONMENT BY OPERATOR

Column	A	B	C=Sum(A:B)	D	E	F	G=Sum(A:F)	H	I=Sum(G:H)
	6/30/2017	FY2016-18	6/30/2017	FY2016-18	FY2017-18	FY2017-18	6/30/2018	FY2018-19	FY2018-19
Apportionment Jurisdictions	Balance (w/o interest)	Interest	Balance (w/ interest) ¹	Outstanding Commitments ²	Original Estimate	Revenue Adjustment	Projected Carryover	Revenue Estimate	Available for Allocation
AC Transit	0	0	0	(42,979,970)	42,420,000	559,970	0	43,268,400	43,268,400
SFMTA	0	0	0	(42,979,970)	42,420,000	559,970	0	43,268,400	43,268,400
TOTAL	\$0	\$0	\$0	(\$85,959,940)	\$84,840,000	\$1,119,940	\$0	\$86,536,800	\$86,536,800

1. Balance as of 6/30/17 is from MTC FY2016-17 Audit, and it contains both funds available for allocation and funds that have been allocated but not disbursed.

2. The outstanding commitments figure includes all unpaid allocations as of 6/30/17, and FY2017-18 allocations as of 6/30/18.

**FY 2018-19 FUND ESTIMATE
TDA & STA FUND SUBAPPORTIONMENT FOR ALAMEDA & CONTRA COSTA COUNTIES
& IMPLEMENTATION OF OPERATOR AGREEMENTS**

Attachment A
Res No. 4322
Page 16 of 20
7/25/2018

ARTICLE 4.5 SUBAPPORTIONMENT		
Apportionment Jurisdictions	Alameda Article 4.5	Contra Costa Article 4.5
Total Available	\$4,205,379	\$2,117,717
AC Transit	\$3,842,311	\$639,635
LAVTA	\$142,896	
Pleasanton	\$78,908	
Union City	\$141,264	
CCCTA		\$876,650
ECCTA		\$461,683
WCCTA		\$139,748

IMPLEMENTATION OF OPERATOR AGREEMENTS

Apportionment of BART Funds to Implement Transit Coordination Program				
Apportionment Jurisdictions	Total Available Funds (TDA and STA) FY 2018-19			
CCCTA	\$826,124			
LAVTA	\$696,105			
ECCTA	\$2,685,749			
WCCTA	\$2,810,736			
Fund Source	Apportionment Jurisdictions	Claimant	Amount ¹	Program
Total Available BART STA Revenue-Based Funds			\$32,619,171	
STA Revenue-Based	BART	AC Transit	(437,582)	BART-AC Transit MOU Set-Aside ²
STA Revenue-Based	BART	CCCTA	(826,124)	BART Feeder Bus
STA Revenue-Based	BART	LAVTA	(593,690)	BART Feeder Bus
STA Revenue-Based	BART	ECCTA	(2,685,749)	BART Feeder Bus
STA Revenue-Based	BART	WCCTA	(2,526,931)	BART Feeder Bus
Total Payment			(7,070,076)	
Remaining BART STA Revenue-Based Funds			\$25,549,095	
Total Available BART TDA Article 4 Funds			\$386,221	
TDA Article 4	BART-Alameda	LAVTA	(102,416)	BART Feeder Bus
TDA Article 4	BART-Contra Costa	WCCTA	(283,805)	BART Feeder Bus
Total Payment			(386,221)	
Remaining BART TDA Article 4 Funds			\$0	
Total Available SamTrans STA Revenue-Based Funds			\$6,470,215	
STA Revenue-Based	SamTrans	BART	(801,024)	SFO Operating Expense
Total Payment			(801,024)	
Remaining SamTrans STA Revenue-Based Funds			\$5,669,191	
Total Available Union City TDA Article 4 Funds			\$8,845,161	
TDA Article 4	Union City	AC Transit	(116,699)	Union City service
Total Payment			(116,699)	
Remaining Union City TDA Article 4 Funds			\$8,728,462	

1. Amounts assigned to the claimants in this page will reduce the funds available for allocation in the corresponding apportionment jurisdictions by the same amounts.

2. MTC holds funds in accordance with the BART-AC Transit Memorandum of Understanding on feeder/transfer payments.

**FY 2018-19 FUND ESTIMATE
STA SPILLOVER FUNDING AGREEMENT PER RESOLUTION 3814**

*Attachment A
Res No. 4322
Page 17 of 20
7/25/2018*

PROPOSITION 1B TRANSIT FUNDING PROGRAM -- POPULATION BASED SPILLOVER DISTRIBUTION

Apportionment Category	MTC Resolution 3814	%	FY 2007-08	FY2009-17	MTC Res-3833	MTC Res-3925	FY2018-19
	Spillover Payment Schedule		Spillover Distribution	Spillover Distribution	(RM 1 Funding)	(STP/CMAQ Funding)	Remaining
Lifeline	10,000,000	16%	1,028,413	0	0	8,971,587	0
Small Operators / North Counties	3,000,000	5%	308,524	0	0	2,691,476	0
BART to Warm Springs	3,000,000	5%	308,524	0	0	0	0
eBART	3,000,000	5%	327,726	0	2,672,274	0	0
SamTrans	43,000,000	69%	4,422,174	0	0	19,288,913	19,288,913
TOTAL	\$62,000,000	100%	\$6,395,361	\$0	\$0	\$30,951,976	\$19,288,914

**FY 2018-19 FUND ESTIMATE
CAP AND TRADE LOW CARBON TRANSIT OPERATIONS PROGRAM (LCTOP)**

FY2017-18 LCTOP Revenue Estimate¹		FY2018-19 LCTOP Revenue Estimate²	
1. Estimated Statewide Appropriation (Feb, 18)	\$101,208,389	5. Estimated Statewide Appropriation (Jan, 17)	\$179,000,000
2. MTC Region Revenue-Based Funding	\$26,000,000	6. Estimated MTC Region Revenue-Based Funding	\$46,584,193
3. MTC Region Population-Based Funding	\$9,000,000	7. Estimated MTC Region Population-Based Funding	\$17,469,560
4. Total MTC Region Funds	\$35,000,000	8. Estimated Total MTC Region Funds	\$64,053,753

1. The FY 2017-18 LCTOP revenue generation is based on FY 2017-18 Cap and Trade auction proceeds. As of February 2018 Caltrans and the State Controller's Office have yet to release detailed FY 2017-18 funding information.

2. The FY 2018-19 LCTOP revenue generation is based on the \$179 million estimated in the FY 2018-19 State Budget.

**FY 2018-19 FUND ESTIMATE
STATE OF GOOD REPAIR (SGR) PROGRAM
REVENUE-BASED FUNDS**

Attachment A
Res No. 4322
Page 19 of 20
7/25/2018

FY2017-18 SGR Revenue-Based Revenue Estimate		FY2018-19 SGR Revenue-Based Revenue Estimate	
1. State Estimate (Nov, 17)	\$27,325,923	4. Projected Carryover (Jun, 18)	\$27,325,923
2. Actual Revenue (Aug, 18)	\$0	5. State Estimate (Jan, 18)	\$27,325,923
3. Revenue Adjustment (Lines 2-1)	\$0	6. Total Funds Available (Lines 4+5)	\$54,651,846

STATE OF GOOD REPAIR PROGRAM REVENUE-BASED APPORTIONMENT BY OPERATOR

Column	A	B	C	D=Sum(A:C)	E	F=Sum(D:E)
	6/30/2017	FY2016-18	FY2017-18	6/30/2018	FY2018-19	Total
Apportionment Jurisdictions	Balance (w/interest)	Outstanding Commitments	Revenue Estimate ¹	Projected Carryover	Revenue Estimate ²	Available For Allocation
ACCMA - Corresponding to ACE	0	0	37,404	37,404	37,404	74,808
Caltrain	0	0	1,245,276	1,245,276	1,245,276	2,490,552
CCCTA	0	0	119,162	119,162	119,162	238,324
City of Dixon	0	0	1,039	1,039	1,039	2,078
ECCTA	0	0	55,157	55,157	55,157	110,314
City of Fairfield	0	0	26,276	26,276	26,276	52,552
GGBHTD	0	0	578,261	578,261	578,261	1,156,522
LAVTA	0	0	55,640	55,640	55,640	111,280
Marin Transit	0	0	205,113	205,113	205,113	410,226
NVTA	0	0	13,449	13,449	13,449	26,898
City of Petaluma	0	0	6,558	6,558	6,558	13,116
City of Rio Vista	0	0	370	370	370	740
SamTrans	0	0	1,226,249	1,226,249	1,226,249	2,452,498
SMART	0	0	153,741	153,741	153,741	307,482
City of Santa Rosa	0	0	28,791	28,791	28,791	57,582
Solano County Transit	0	0	58,771	58,771	58,771	117,542
Sonoma County Transit	0	0	33,956	33,956	33,956	67,912
City of Union City	0	0	17,115	17,115	17,115	34,230
Vacaville City Coach	0	0	4,419	4,419	4,419	8,838
VTA	0	0	4,330,471	4,330,471	4,330,471	8,660,942
VTA - Corresponding to ACE	0	0	29,248	29,248	29,248	58,496
WCCTA	0	0	71,403	71,403	71,403	142,806
WETA	0	0	277,255	277,255	277,255	554,510
SUBTOTAL	0	0	8,575,124	8,575,124	8,575,124	17,150,248
AC Transit	0	0	3,149,541	3,149,541	3,149,541	6,299,082
BART	0	0	6,102,066	6,102,066	6,102,066	12,204,132
SFMTA	0	0	9,499,192	9,499,192	9,499,192	18,998,384
SUBTOTAL	0	0	18,750,799	18,750,799	18,750,799	37,501,598
GRAND TOTAL	\$0	\$0	\$27,325,923	\$27,325,923	\$27,325,923	\$54,651,846

1. FY2017-18 State of Good Repair Program revenue generation is based on November 3, 2017 estimates from the State Controller's Office (SCO). The State of Good Repair Program was established through SB 1 in April 2017. The program commenced with FY 2017-18. As of February 2018 Caltrans has yet to approve agencies' proposed FY 2017-18 SGR Program projects. Once Caltrans approves projects and the SCO issues payments of SGR Program funds MTC will begin to show outstanding commitments of SGR Program funds.

2. FY2018-19 State of Good Repair Program revenue generation is based on January 31, 2018 estimates from the SCO.

**FY 2018-19 FUND ESTIMATE
STATE OF GOOD REPAIR (SGR) PROGRAM
POPULATION-BASED FUNDS**

Attachment A
Res No. 4322
Page 20 of 20
7/25/2018

FY2017-18 SGR Population-Based Revenue Estimate		FY2018-19 SGR Population-Based Revenue Estimate	
1. State Estimate (Nov, 17)	\$10,247,507	4. Projected Carryover (Jun, 18)	\$10,247,507
2. Actual Revenue	\$0	5. State Estimate (Jan, 18)	\$10,247,507
3. Revenue Adjustment (Lines 2-1)	\$0	6. Total Funds Available (Lines 4+5)	\$20,495,014

SGR PROGRAM POPULATION-BASED APPORTIONMENT						
Column	A	B	C	D=Sum(A:C)	E	F=Sum(D:E)
	6/30/2017	FY2016-18	FY2017-18	6/30/2018	FY2018-19	Total
Apportionment	Balance (w/interest) ¹	Outstanding Commitments ²	Revenue Estimate ¹	Projected Carryover ³	Revenue Estimate ²	Available For Allocation
BART Railcar Replacement Project ³	0	0	10,247,507	10,247,507	0	10,247,507
Clipper®/Clipper® 2.0 ⁴	0	0	0	0	10,247,507	10,247,507
GRAND TOTAL	\$0	\$0	\$10,247,507	\$10,247,507	\$10,247,507	\$20,495,014

1. FY2017-18 State of Good Repair Program revenue generation is based on November 3, 2017 estimates from the State Controller's Office (SCO). The State of Good Repair Program was established through SB 1 in April 2017. The program commenced with FY 2017-18. As of February 2018 Caltrans has yet to approve agencies' proposed FY 2017-18 SGR Program projects. Once Caltrans approves projects and the SCO issues payments of SGR Program funds MTC will begin to show outstanding commitments of SGR Program funds.
2. FY2018-19 State of Good Repair Program revenue generation is based on January 31, 2018 estimates from the SCO.
3. FY2017-18 State of Good Repair Program funds were programmed to the BART Railcar Replacement Project through MTC Resolution 4313.
4. FY2018-19 State of Good Repair Program funds are shown here according to the policy in MTC Resolution 4321.

Date: June 27, 2018
W.I.: 1514
Referred by: PAC
Revised: 07/25/18-C

ABSTRACT

Resolution No. 4334, Revised

This resolution approves the allocation of fiscal year 2018-19 Transportation Development Act Article 4, Article 4.5 and Article 8 funds to claimants in the MTC region.

This resolution allocates funds to County Connection (CCCTA), AC Transit, and Santa Clara Valley Transportation Authority (VTA).

This resolution was revised on July 25, 2018 to allocate funds to the Livermore Amador Valley Transit Authority (LAVTA), San Francisco Municipal Transportation Agency (SFMTA), Sonoma County Transit, Vacaville, and WestCAT (WCCTA).

Discussion of the allocations made under this resolution is contained in the MTC Programming and Allocations Committee Summary Sheets dated June 13, 2018 and July 11, 2018.

Date: June 27, 2018
W.I.: 1514
Referred by: PAC

Re: Allocation of Fiscal Year 2018-19 Transportation Development Act Article 4, Article 4.5 and Article 8 Funds to Claimants in the MTC Region

METROPOLITAN TRANSPORTATION COMMISSION
RESOLUTION NO. 4334

WHEREAS, pursuant to Government Code Section 66500 et seq., the Metropolitan Transportation Commission (“MTC”) is the regional transportation planning agency for the San Francisco Bay Area; and

WHEREAS, the Mills-Alquist-Deddeh Act (“Transportation Development Act” or “TDA”), Public Utilities Code Section 99200 et seq., makes certain retail sales tax revenues available to eligible claimants for public transportation projects and purposes; and

WHEREAS, MTC is responsible for the allocation of TDA funds to eligible claimants within the MTC region; and

WHEREAS, claimants in the MTC region have submitted claims for the allocation of fiscal year 2018-19 TDA funds; and

WHEREAS, Attachment A to this resolution, attached hereto and incorporated herein as though set forth at length, lists the amounts of and purposes for the fiscal year 2018-19 allocations requested by claimants, and is from time-to-time revised; and

WHEREAS, this resolution, including the revisions to Attachment A and the sum of all allocations made under this resolution, are recorded and maintained electronically by MTC; and

WHEREAS, Attachment B to this resolution, attached hereto and incorporated herein as though set forth at length, lists the required findings MTC must make, as the case may be, pertaining to the various claimants to which funds are allocated; and

WHEREAS, the claimants to which funds are allocated under this resolution have certified that the projects and purposes listed and recorded in Attachment A are in compliance with the requirements of the California Environmental Quality Act (Public Resources Code

Section 21000 et seq.), and with the State Environmental Impact Report Guidelines (14 California Code of Regulations Section 15000 et seq.); now, therefore, be it

RESOLVED, that MTC approves the findings set forth in Attachment B to this resolution; and, be it further

RESOLVED, that MTC approves the allocation of fiscal year 2018-19 TDA funds to the claimants, in the amounts, for the purposes, and subject to the conditions, as listed and recorded on Attachment A to this resolution; and, be it further

RESOLVED, that pursuant to 21 California Code of Regulations Sections 6621 and 6659, a certified copy of this resolution, along with written allocation instructions for the disbursement of TDA funds as allocated herein, shall be forwarded to the county auditor of the county in which each claimant is located; and, be it further

RESOLVED, that all TDA allocations are subject to continued compliance with MTC Resolution 3866, Revised, the Transit Coordination Implementation Plan.

METROPOLITAN TRANSPORTATION COMMISSION



Jake Mackenzie, Chair

The above resolution was approved by the Metropolitan Transportation Commission at a regular meeting of the Commission held in San Francisco, California, on June 27, 2018.

Date: June 27, 2018
 Referred by: PAC
 Revised: 07/25/18-C

Attachment A
 MTC Resolution No. 4334
 Page 1 of 1

ALLOCATION OF TRANSPORTATION DEVELOPMENT ACT ARTICLE 4, 4.5 and 8 FUNDS
 DURING FISCAL YEAR 2018-19

All TDA allocations are subject to continued compliance with MTC Resolution 3866,
 the Transit Coordination Implementation Plan.

Claimant	Project Description	Allocation Amount	Alloc. Code	Approval Date	Apportionment Area	Note
5801 - 99233.7, 99275 Community Transit Service - Operations						
AC Transit	Transit Operations	3,805,829	01	06/27/18	Alameda County	
	Subtotal	3,805,829				
5802 - 99260A Transit - Operations						
VTA	Transit Operations	94,688,913	02	06/27/18	VTA	
VTA	Transit Operations	4,983,627	03	06/27/18	Santa Clara County	1
CCCTA	Transit Operations	17,985,379	04	06/27/18	CCCTA	
AC Transit	Transit Operations	51,143,012	05	06/27/18	AC Transit Alameda D1	
AC Transit	Transit Operations	13,464,678	06	06/27/18	AC Transit Alameda D2	
AC Transit	Transit Operations	6,953,146	07	06/27/18	AC Transit Contra Costa	
LAVTA	Transit Operations	9,107,101	09	07/25/18	LAVTA	
WCCTA	Transit Operations	2,974,384	10	07/25/18	WCCTA	
Sonoma County	Transit Operations	6,514,056	11	07/25/18	Sonoma County	
Sonoma County	Transit Operations	217,974	11	07/25/18	Petaluma	
Vacaville	Transit Operations	1,305,807	12	07/25/18	Vacaville	
SFMTA	Transit Operations	2,308,135	13	07/25/18	San Francisco County	1
SFMTA	Transit Operations	43,854,568	14	07/25/18	SFMTA	
	Subtotal	255,500,780				
5803 - 99260A Transit - Capital						
CCCTA	Transit Capital	2,558,316	08	06/27/18	CCCTA	
Sonoma County	Transit Capital	1,089,888		07/25/18	Sonoma County	
	Subtotal	3,648,204				
5807 - 99400C General Public - Operating						
Sonoma County	Transit Operating	1,643,653	15	07/25/18	Sonoma County	
Sonoma County	Transit Operating	43,595	15	07/25/18	Petaluma	
	Subtotal	1,687,248				
	TOTAL	264,642,061				

Note:

(1) MTC finds that these Article 4.5 funds can be used to better advantage for Article 4 purposes.

Date: June 27, 2018
Referred by: PAC

Attachment B
Resolution No. 4334
Page 1 of 3

ALLOCATION OF FISCAL YEAR 2018-19
TRANSPORTATION DEVELOPMENT ACT
ARTICLE 4, ARTICLE 4.5 AND ARTICLE 8
FUNDS TO CLAIMANTS IN THE MTC REGION

FINDINGS

The following findings pertain, as the case may be, to claimants to which Transportation Development Act funds are allocated under this resolution.

Transportation Development Act Article 4 Funds

Public Utilities Code § 99268 et seq.

1. That each claimant has submitted, or shall have submitted prior to the disbursement of funds, copies, to MTC and to appropriate agencies, of all required State Controller's reports and fiscal audit reports prepared in accordance with Public Utilities Code §§ 99243 and 99245; and
2. That the projects and purposes for which each claimant has submitted an application for TDA Article 4 funds to MTC are in conformance with MTC's Regional Transportation Plan (21 California Code of Regulations § 6651), and with the applicable state regulations (21 California Code of Regulations § 6600 et seq.), and with the applicable MTC rules and regulations; and
3. That each claimant has submitted to MTC as part of its application for TDA Article 4 funds a budget indicating compliance with the 50% expenditure limitation of Public Utilities Code § 99268, or with the applicable fare or fares-plus-local-support recovery ratio requirement (Public Utilities Code §§ 99268.2, 99268.3, 99268.4, 99268.12, or 99270.5), as so attested to by the claimant's chief financial officer; and
4. That the sum of each claimant's total allocation of Transportation Development Act and State Transit Assistance funds does not exceed the amount that the claimant is eligible to receive, in accordance with the calculations prescribed by 21 California Code of Regulations § 6633.1, or § 6634; and

5. That pursuant to Public Utilities Code § 99233.7 funds available for purposes stated in TDA Article 4.5 can be used to better advantage by a claimant for purposes stated in Article 4 in the development of a balanced transportation system.

Transportation Development Act Article 4.5 Funds

Public Utilities Code § 99275

1. That each claimant has submitted, or shall have submitted prior to the disbursement of funds, copies, to MTC and to appropriate agencies, of all required State Controller's reports and fiscal audit reports prepared in accordance with Public Utilities Code §§ 99243 and 99245; and

2. That the projects and purposes for which each claimant has submitted an application for TDA Article 4.5 funds to MTC are in conformance with MTC's Regional Transportation Plan (21 California Code of Regulations § 6651), and with the applicable state regulations (21 California Code of Regulations § 6600 et seq.), and with the applicable MTC rules and regulations, including MTC Resolution No. 1209, Revised; and

3. That in accordance with Public Utilities Code § 99275.5(c), MTC finds that the projects and purposes for which each claimant has submitted an application for TDA Article 4.5 funds to MTC, responds to a transportation need not otherwise met in the community of the claimant; that the services of the claimant are integrated with existing transit services, as warranted; that the claimant has prepared and submitted to MTC an estimate of revenues, operating costs and patronage for the fiscal year in which TDA Article 4.5 funds are allocated; and that the claimant has submitted a budget indicating compliance with the applicable fare or fares-plus-local-match recovery ratio requirement (as set forth, respectively, in Public Utilities Code § 99268.5 or MTC Resolution No. 1209, Revised), as so attested to by the claimant's chief financial officer; and

4. That the sum of each claimant's total allocation of Transportation Development Act and State Transit Assistance funds does not exceed the amount that the claimant is eligible to receive, in accordance with the calculations prescribed by 21 California Code of Regulations § 6634; and

5. That each claimant is in compliance with Public Utilities Code §§ 99155 and 99155.5, regarding user identification cards.

Transportation Development Act Article 8 Transit Funds

Public Utilities Code §§ 99400(c), 99400(d) and 99400(e)

1. That each claimant has submitted, or shall have submitted prior to the disbursement of funds, copies, to MTC and to appropriate agencies, of all required State Controller's reports and fiscal audit reports prepared in accordance with Public Utilities Code §§ 99243 and 99245; and
2. That the projects and purposes for which each claimant has submitted an application for TDA Article 8 funds to MTC are in conformance with MTC's Regional Transportation Plan (21 California Code of Regulations § 6651), and with the applicable state regulations (21 California Code of Regulations § 6600 et seq.), and with the applicable MTC rules and regulations, including MTC Resolution No. 1209, Revised; and
3. That each claimant has submitted to MTC as part of its application for TDA Article 8 funds a budget indicating compliance with the applicable fare or fares-plus-local-match recovery ratio requirement (as set forth, respectively, in Public Utilities Code §§ 99268.5, 99268.12, or MTC Resolution No. 1209, Revised), as so attested to by the claimant's chief financial officer; and
4. That the sum of each claimant's total allocation of Transportation Development Act and State Transit Assistance funds does not exceed the amount that the claimant is eligible to receive, in accordance with the calculations prescribed by 21 California Code of Regulations § 6634.

Date: June 27, 2018
W.I.: 1514
Referred by: PAC
Revised: 07/25/18-C

ABSTRACT

Resolution No. 4335, Revised

This resolution approves the allocation of State Transit Assistance (STA) funds for fiscal year 2018-19.

This resolution allocates funds to AC Transit, County Connection (CCCTA), MTC, and Santa Clara Valley Transportation Authority (VTA).

This resolution was revised on July 25, 2018 to allocate funds to Livermore Amador Valley Transit Authority (LAVTA), San Francisco Municipal Transportation Agency (SFMTA), Sonoma County Transit, and WestCAT (WCCTA).

Discussion of the allocations made under this resolution is contained in the MTC Programming and Allocations Committee Summary Sheets dated June 13, 2018 and July 11, 2018.

Date: June 27, 2018
W.I.: 1514
Referred by: PAC

Re: Allocation of Fiscal Year 2018-19 State Transit Assistance to Claimants in the MTC Region

METROPOLITAN TRANSPORTATION COMMISSION
RESOLUTION NO. 4335

WHEREAS, pursuant to Government Code § 66500 *et seq.*, the Metropolitan Transportation Commission (“MTC”) is the regional transportation planning agency for the San Francisco Bay Area; and

WHEREAS, the Mills-Alquist-Deddeh Act (“Transportation Development Act” or “TDA”), Public Utilities Code Section 99200 *et seq.*, provides that the State Controller shall, pursuant to Public Utilities Code Section 99310, allocate funds in the Public Transportation Account (“PTA”) to the MTC region to be subsequently allocated by MTC to eligible claimants in the region; and

WHEREAS, pursuant to Public Utilities Code Section 99313.6, MTC has created a State Transit Assistance (“STA”) fund which resides with the Alameda County Auditor for the deposit of PTA funds allocated to the MTC region; and

WHEREAS, pursuant to Public Utilities Code Section 99313.6(d), MTC may allocate funds to itself for projects to achieve regional transit coordination objectives; and

WHEREAS, pursuant to Public Utilities Code Sections 99314.5(a) and 99314.5(b), claimants eligible for Transportation Development Act Article 4 and Article 8 funds are eligible claimants for State Transit Assistance funds; and

WHEREAS, eligible claimants have submitted applications to MTC for the allocation of fiscal year 2018-19 STA funds; and

WHEREAS, Attachment A to this resolution, attached hereto and incorporated herein as though set forth at length, lists the amounts of and purposes for the fiscal year 2018-19 allocations requested by claimants, and is from time-to-time revised; and

WHEREAS, this resolution, including the revisions to Attachment A and the sum of all allocations made under this resolution, are recorded and maintained electronically by MTC; and

WHEREAS, pursuant to 21 California Code of Regulations Section 6754, MTC Resolution Nos. 4304 and 4321, and Attachment B to this resolution, attached hereto and incorporated herein as though set forth at length, lists the required findings MTC must make, as the case may be, pertaining to the various claimants to which funds are allocated; and

WHEREAS, the claimants to which funds are allocated under this resolution have certified that the projects and purposes listed and recorded in Attachment A are in compliance with the requirements of the California Environmental Quality Act (Public Resources Code Section 21000 et seq.), and with the State Environmental Impact Report Guidelines (14 California Code of Regulations Section 15000 et seq.); and

WHEREAS, the California State Legislature is currently considering revisions to the TDA, which may change the administration of STA funds; now, therefore, be it

RESOLVED, that MTC approves the findings set forth in Attachment B to this resolution; and, be it further


RESOLVED, that MTC approves the allocation of fiscal year 2018-19 STA funds to the claimants, in the amounts, for the purposes, and subject to the conditions, as listed and recorded on Attachment A to this resolution;

RESOLVED, that, pursuant to 21 Cal. Code of Regs. §§ 6621 and 6753, a certified copy of this resolution, along with written allocation instructions for the disbursement of STA funds as allocated herein, shall be forwarded to the Alameda County Auditor; and, be it further

RESOLVED, that all STA allocations are subject to continued compliance with MTC Resolution 3866, the Transit Coordination Implementation Plan; and, be it further

RESOLVED, this resolution incorporates any revisions to the TDA, either by statute or regulation, made hereafter.

METROPOLITAN TRANSPORTATION COMMISSION

A handwritten signature in black ink, appearing to read "Jake Mackenzie", written over a horizontal line.

Jake Mackenzie, Chair

The above resolution was approved by the Metropolitan Transportation Commission at a regular meeting of the Commission held in San Francisco, California, on June 27, 2018.

Date: June 27, 2018
 Referred by: PAC
 Revised: 07/25/18-C

Attachment A
 MTC Resolution No. 4335
 Page 1 of 1

ALLOCATION OF STATE TRANSIT ASSISTANCE FUNDS
 DURING FISCAL YEAR 2018-19

All STA allocations are subject to continued compliance with MTC Resolution 3866, Revised,
 the Transit Coordination Implementation Plan.

Claimant	Project Description	Allocation Amount	Alloc. Code	Approval Date	Apportionment Area
5820 - 6730A Operating Costs - Population-based Small Operator/Northern Counties					
LAVTA	Transit Operations	1,077,176	08	07/25/18	LAVTA
	Subtotal	1,077,176			
5820 - 6730A Operating Costs - Revenue-based					
VTA	Transit Operations	22,849,419	01	06/27/18	VTA
AC Transit	Transit Operations	16,618,328	02	06/27/18	AC Transit
WCCTA	Transit Operations	2,526,931	09	07/25/18	BART
SFMTA	Transit Operations	50,121,811	10	07/25/18	SFMTA
	Subtotal	92,116,489			
5820 - 6730A Operating Costs - Population-based MTC Regional Coordination					
MTC	Clipper Operations	8,500,000	03	06/27/18	MTC
	Subtotal	8,500,000			
5820 - 6730A Operating Costs - County Block Grant					
AC Transit	Transit Operations	4,255,033	04	06/27/18	Alameda County
AC Transit	Transit Operations	1,203,390	05	06/27/18	Contra Costa County
CCCTA	Transit Operations	3,942,065	06	06/27/18	Contra Costa County
LAVTA	Transit Operations	1,433,960	11	07/25/18	Alameda County
Sonoma County	Transit Operations	2,541,674	12	07/25/18	Sonoma County
	Subtotal	13,376,122			
5822 - 6731C Paratransit - Operating - County Block Grant					
VTA	Transit Operations	5,300,829	07	06/27/18	Santa Clara County
	Subtotal	5,300,829			
	TOTAL	120,370,616			

Date: June 27, 2018
Referred by: PAC

Attachment B
Resolution No. 4335
Page 1 of 2

ALLOCATION OF FISCAL YEAR 2018-19 STATE TRANSIT ASSISTANCE FUNDS
TO CLAIMANTS IN THE MTC REGION

FINDINGS

The following findings pertain, as the case may be, to claimants to which State Transit Assistance funds are allocated under this resolution.

1. That each claimant has submitted, or shall have submitted prior to the disbursement of funds, copies, to MTC and to appropriate agencies, of all required State Controller's reports and fiscal audit reports prepared in accordance with PUC §§ 99243 and 99245; and
2. That the projects and purposes for which each claimant has submitted an application for TDA Article 8 funds to MTC are in conformance with MTC's Regional Transportation Plan (21 Cal. Code of Regs. § 6651), and with the applicable state regulations (21 Cal. Code of Regs. § 6600 et seq.), and with the applicable MTC rules and regulations; and
3. That each claimant has submitted to MTC as part of its application for TDA Article 4 funds a budget indicating compliance with the 50% expenditure limitation of PUC § 99268, or with the applicable fare or fares-plus-local-support recovery ratio requirement (PUC §§ 99268.2, 99268.3, 99268.4, 99268.12, or 99270.5), or with the applicable fare or fares-plus-local-match recovery ratio requirement (as set forth, respectively, in PUC §§ 99268.5, 99268.12, or MTC Resolution No. 1209, Revised), as so attested to by the claimant's chief financial officer; and
4. That each claimant is making full use of federal funds available under the Fixing America's Surface Transportation (FAST) Act, as amended; and
5. That the sum of each claimant's allocation of Transportation Development Act and State Transit Assistance funds does not exceed the amount the claimant is eligible to receive, in accordance with the calculations prescribed by 21 Cal. Code of Regs. § 6633.1 or § 6634; and

6. That MTC has given priority consideration to claims to offset reductions in federal operating assistance and the unanticipated increase in the cost of fuel, to enhance existing public transportation services, and to meet high priority regional, countywide, or area wide public transportation needs; and
7. That each claimant has made a reasonable effort to implement the productivity improvements recommended pursuant to PUC § 99244; and
8. That each claimant has submitted to MTC a copy of a certification from the California Highway Patrol verifying that the claimant is in compliance with Section 1808.1 of the Vehicle Code (“Pull Notice Program”), as required by PUC § 99251; and
9. That each claimant is in compliance with the eligibility requirements of PUC §§ 99314.6 or 99314.7; and
10. That each claimant has certified that it has entered into a joint fare revenue sharing agreement with every connecting transit operator, and that it is in compliance with MTC’s Transit Coordination Implementation Plan, pursuant to Government Code §§ 66516 and 66516.5, PUC §§ 99314.5(c) and §99314.7, and MTC Resolution No. 3866, Revised.

Date: June 27, 2018
W.I.: 1255
Referred by: PAC
Revised: 07/25/18-C

ABSTRACT

Resolution No. 4336, Revised

This resolution approves the allocation of the Regional Measure 2 operating and planning funds for FY 2018-19.

This resolution allocates funds to the AC Transit, MTC, Transbay Joint Powers Authority, Water Emergency Transportation Authority (WETA).

This resolution was revised on July 25, 2018 to allocate funds to the San Francisco Municipal Transportation Agency (SFMTA).

Discussion of the allocations made under this resolution are contained in the MTC Programming and Allocations Committee Summary Sheets dated June 13, 2018 and July 11, 2018.

Date: June 27, 2018
W.I.: 1255
Referred by: PAC

Re: Allocation of Regional Measure 2 funds for transit operations and planning for FY 2018-19

METROPOLITAN TRANSPORTATION COMMISSION
RESOLUTION No. 4336

WHEREAS, pursuant to Government Code Section 66500 et seq., the Metropolitan Transportation Commission (“MTC”) is the regional transportation planning agency for the San Francisco Bay Area; and

WHEREAS, Streets and Highways Code Sections 30950 *et seq.* created the Bay Area Toll Authority (“BATA”) which is a public instrumentality governed by the same board as that governing MTC; and

WHEREAS, on March 2, 2004, voters approved Regional Measure 2, increasing the toll for all vehicles on the seven state-owned toll bridges in the San Francisco Bay Area by \$1.00, with this extra dollar funding various transportation projects within the region that have been determined to reduce congestion or to make improvements to travel in the toll bridge corridors, as identified in SB 916 (Chapter 715, Statutes of 2004), commonly referred as Regional Measure 2 (“RM2”); and

WHEREAS, RM2 establishes the Regional Traffic Relief Plan and programs eligible for RM2 funding for transit operating and planning assistance as identified in Streets and Highways Code Section 30914(d).

WHEREAS, RM2 assigns administrative duties and responsibilities for the implementation of the Regional Traffic Relief Plan to MTC; and

WHEREAS, BATA shall fund the projects of the Regional Traffic Relief Plan by transferring RM2 authorized funds to MTC; and

WHEREAS, MTC adopted policies and procedures for the implementation of the Regional Measure 2 Regional Traffic Relief Plan on June 23, 2004, specifying the allocation criteria and project compliance requirements for RM 2 funding (MTC Resolution No. 3636, Revised); and

WHEREAS, MTC has reviewed the allocation requests submitted for RM2 transit operations and planning funds from the project sponsor(s) listed in Attachment A to this resolution, attached hereto and incorporated herein as though set forth at length funds; and

WHEREAS, project sponsors seeking RM2 funds are required to submit an Operating Assistance Proposal (OAP), pursuant to Streets and Highway Code Section 30914(e) to MTC for review and approval, which demonstrates a fully funded operating plan and consistency with the performance measures, as applicable; and

WHEREAS, Attachment A lists the projects requested by project sponsors for RM2 funding, project specific conditions, and amounts recommended for RM2 allocation by MTC staff; and

RESOLVED, that MTC approves staff's review of the OAP for the projects listed in Attachment A; and be it further

RESOLVED, that MTC approves the allocation of RM2 funds in accordance with Attachment A; and be it further

RESOLVED, that the allocation and reimbursement of RM2 funds as set forth in Attachment A are conditioned upon the project sponsor complying with the provisions of the Regional Measure 2 Regional Traffic Relief Plan Policy and Procedures as set for in length in MTC Resolution 3636, Revised; and be it further

RESOLVED, that the allocation and reimbursement of RM2 funds are further conditioned upon the project specific conditions as set forth in Attachment A; and, be it further

RESOLVED, that a certified copy of this resolution, shall be forwarded to the project sponsors.


METROPOLITAN TRANSPORTATION COMMISSION

Jake Mackenzie, Chair

The above resolution was entered into by the Metropolitan Transportation Commission at the regular meeting of the Commission held in San Francisco, California, on June 27, 2018.

RESOLVED, that a certified copy of this resolution, shall be forwarded to the project sponsors.

METROPOLITAN TRANSPORTATION COMMISSION



Jake Mackenzie, Chair

The above resolution was entered into by the Metropolitan Transportation Commission at the regular meeting of the Commission held in San Francisco, California, on June 27, 2018.

Date: June 27, 2018
W.I.: 1255
Referred by: PAC
Revised: 07/25/18-C

Attachment A
MTC Resolution No. 4336
Page 1 of 1

FY 2018-19 ALLOCATION OF REGIONAL MEASURE 2 FUNDS
FOR TRANSIT OPERATIONS AND PLANNING

Funding for each route is limited to the amount identified in the FY2018-19 RM2 Operating Program (MTC Resolution 4333). All routes are required to meet performance standards identified in MTC's RM2 Policies and Procedures (MTC Resolution 3636) except for WETA's South San Francisco Ferry service which was given seven years (until FY 2018-19) to meet RM2 standards when MTC Resolution No. 4228 was adopted on June 22, 2016.

Claimant	Project Description	Allocation Amount	Allocation Code	Approval Date	Project Number	Farebox Requirement
WETA	Planning and Administration	3,000,000	01	06/27/18	11	n.a.
WETA	Ferry Operations	16,500,000	02	06/27/18	6	40% Peak service, 30% All Day Service
TJPA	Transbay Transit Center	3,000,000	03	06/27/18	13	n.a.
AC Transit	Express Bus Service	5,427,904	04	06/27/18	4	30% Peak, 20% All Day
AC Transit	Dumbarton Bus	2,816,976	05	06/27/18	5	20% All Day
AC Transit	Owl Bus Service	1,333,623	06	06/27/18	7	10%
AC Transit	Enhanced/Rapid Bus Service	3,000,000	07	06/27/18	9	n.a.
MTC	Clipper	2,000,000	08	06/27/18	12	n.a.
SFMTA	Metro 3rd Street Extension	2,500,000	9	07/25/18	8	n.a.
Total		39,578,503				

Date: June 27, 2018
WI: 1514
Referred by: PAC
Revised: 07/25/18-C

ABSTRACT

Resolution No. 4337, Revised

This resolution approves the allocation of fiscal year 2018-19 AB 1107 half-cent sales tax funds to AC Transit.

This resolution approves the allocation of fiscal year 2018-19 AB 1107 half-cent sales tax funds to the San Francisco Municipal Transportation Agency (SFMTA).

Discussion of the allocations made under this resolution is contained in the MTC Programming and Allocations Committee Summary Sheet dated June 13, 2018 and July 11, 2018.

Date: June 27, 2018
Referred by: PAC

Re: Allocation of Fiscal Year 2018-19 “AB 1107” Half-Cent Sales Tax Funds

METROPOLITAN TRANSPORTATION COMMISSION
RESOLUTION NO. 4337

WHEREAS, pursuant to Government Code Section 66500 *et seq.*, the Metropolitan Transportation Commission (“MTC”) is the regional transportation planning agency for the San Francisco Bay Area; and

WHEREAS, Public Utilities Code Section 29142.2(b) provides that, after deductions for certain administrative expenses, twenty-five percent (25%) of the proceeds from the one-half cent transactions and use tax collected within the San Francisco Bay Area Rapid Transit District (hereinafter referred as “AB 1107” funds), shall, on the basis of regional priorities established by MTC, be allocated by MTC to the City and County of San Francisco for the San Francisco Municipal Transportation Agency (“SFMTA”) and to the Alameda-Contra Costa Transit District (“AC Transit”), for transit services; and

WHEREAS, SFMTA and/or AC Transit has submitted a request for the allocation of fiscal year 2018-19 AB 1107 funds for transit service projects and purposes in accordance with the regional priorities established by MTC; and

WHEREAS, Attachment A to this resolution, attached hereto and incorporated herein as though set forth at length, lists the amounts of and purposes for the fiscal year 2018-19 allocations requested by SFMTA and/or AC Transit, and is from time-to-time revised; and

WHEREAS, this resolution, including the revisions to Attachment A and the sum of all allocations made under this resolution, are recorded and maintained electronically by MTC; and

WHEREAS, Attachment B to this resolution, attached hereto and incorporated herein as though set forth at length, lists findings pertaining to the allocations made under this resolution to SFMTA and/or AC Transit, as the case may be; and

WHEREAS, SFMTA and/or AC Transit has certified that its projects and purposes listed and recorded in Attachment A are in compliance with the requirements of the California


Environmental Quality Act (Public Resources Code Section 21000 et seq.), and with the State Environmental Impact Report Guidelines (14 California Code of Regulations Section 15000 et seq.); now, therefore, be it

RESOLVED, that MTC finds that the projects and purposes as listed and recorded in Attachment A are in conformance with MTC's Regional Transportation Plan; and, be it further

RESOLVED, that MTC approves the allocation of fiscal year 2018-19 funds under this resolution to SFMTA and/or AC Transit, in the amounts, for the purposes, and subject to the conditions, as listed and recorded on Attachment A.

RESOLVED, that all AB1107 allocations are subject to continued compliance with MTC Resolution 3866, the Transit Coordination Implementation Plan.

METROPOLITAN TRANSPORTATION COMMISSION



Jake Mackenzie, Chair

The above resolution was approved by the Metropolitan Transportation Commission at a regular meeting of the Commission held in San Francisco, California, on June 27, 2018.

Date: June 27, 2018
 Referred by: PAC
 Revised: 07/25/18-C

Attachment A
 MTC Resolution No. 4337
 Page 1 of 1

ALLOCATION OF AB 1107 FUNDS
 DURING FISCAL YEAR 2018-19

All AB 1107 allocations are subject to continued compliance with MTC Resolution 3866,
 the Transit Coordination Implementation Plan.

Claimant	Project Description	Fare Ratio Plus Local Support Percentage		Allocation Amount	Alloc. Code	Approval Date
		FY 16-17	FY 18-19			
SFMTA	Transit Operations	77.9%	78.4%	50% of deposits to MTC's AB 1107 account.	1	07/25/18
AC Transit	Transit Operations	62.8%	62.1%	50% of deposits to MTC's AB 1107 account.	2	06/27/18

Date: June 27, 2018
Referred by: PAC
Revised: 07/25/18-C

Attachment B
Resolution No. 4337
Page 1 of 1

ALLOCATION OF FISCAL YEAR 2018-19
AB 1107 FUNDS

FINDINGS

The following findings pertain to the allocation of funds under this resolution to AC Transit and/or SFMTA, as the case may be.

	<i>AC Transit</i>	<i>SFMTA</i>
1. In accordance with Public Utilities Code §29142.4(a), the operator is a participating member of the Clipper Executive Board and the Bay Area Partnership Board, established by MTC and which serve the function of a regional transit coordinating council.	<i>YES</i>	<i>YES</i>
2. In accordance with Public Utilities Code §29142(c), the operator has complied with the transit system standards established by MTC pursuant to Government Code §66517.5.	<i>YES</i>	<i>YES</i>
3. In accordance with Public Utilities Code § 29142.5, MTC may consider local support revenues in excess of the operator's base amount as fare revenues, as long as by doing so it will enable the operator to maintain or improve vital transit service within a coordinated fare structure. The audited financials submitted by the claimant for FY 2015-16 and included in the proposed FY 2017-18 budget demonstrate a fare ratio of greater than 33 percent when considering other local excess revenue.	<i>YES</i>	<i>YES</i>